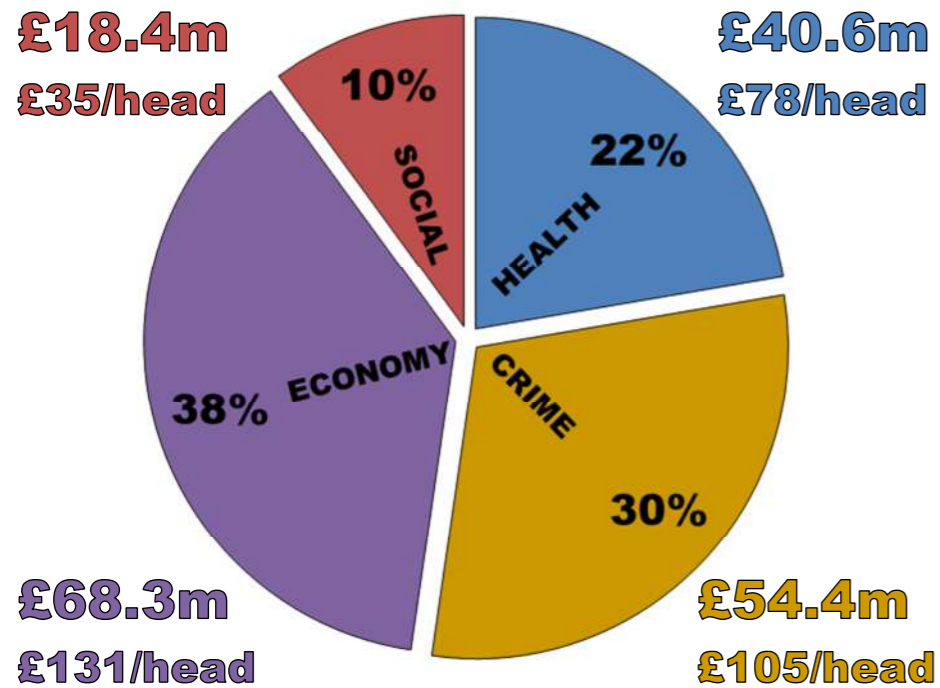


Cost of alcohol harm in COUNTY DURHAM

In 2015/16 the overall cost was **£181.6m**
 estimated to be: = **£349 per head**
 of population



OVERALL COST BREAKDOWN:



NHS & HEALTHCARE: £40.6m

Hospital admissions:

- wholly attributable to alcohol
2,839 admissions cost **£5.0m**

- partially attributable to alcohol
9,452 admissions cost **£15.3m**

- all alcohol related admissions
12,291 admissions cost **£20.2m**

CRIME & DISORDER: £54.4m

Anticipation of crime: **£2.3m**

Consequence of crime: **£50.4m**

Response to crime: **£1.7m**

Estimated number of alcohol related crimes in 2015/16: **32,900**

Including reported and unreported crimes:
9,400 for criminal damage
3,300 for violence against the person
18,600 for theft

WIDER ECONOMY: £68.3m

Presenteeism:

(at work but reduced productivity)

129,600 days at a cost of **£14.0m**

Absenteeism:

(not at work due to illness)

106,100 days at a cost of **£11.4m**

147 alcohol related deaths resulted in
1,610 potential years of working life lost
 with associated costs of **£28.9m**

SOCIAL SERVICES: £18.4m

Local authority budget estimated to be attributable to alcohol:

Children:

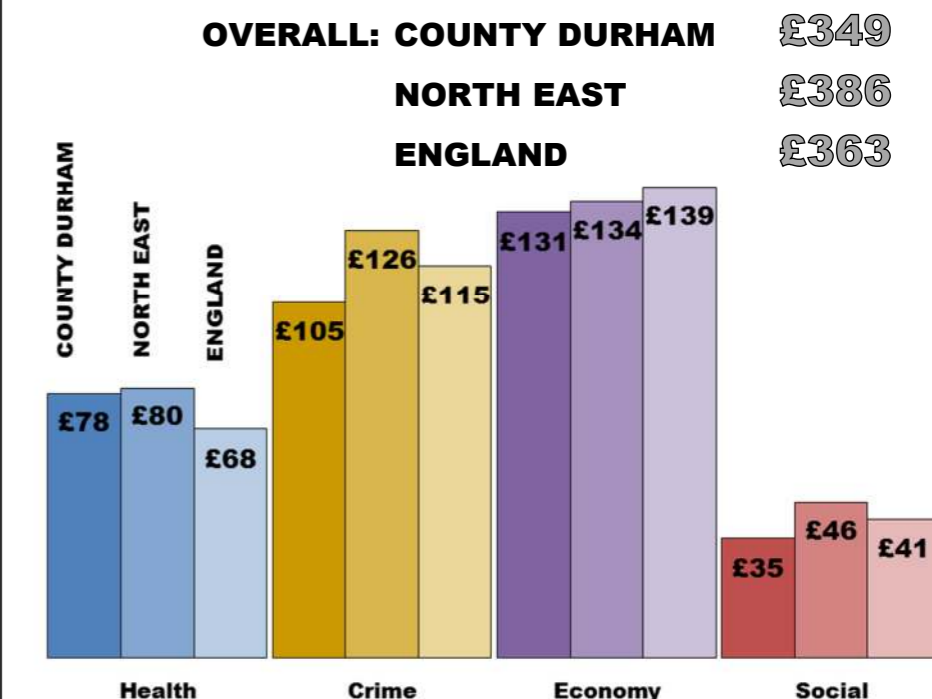
- social services **£15.6m**
- substance misuse services **£113,700**

Adults:

- substance misuse support and alcohol misuse services **£2.7m**

(based on Local Authority returns published by DCLG)

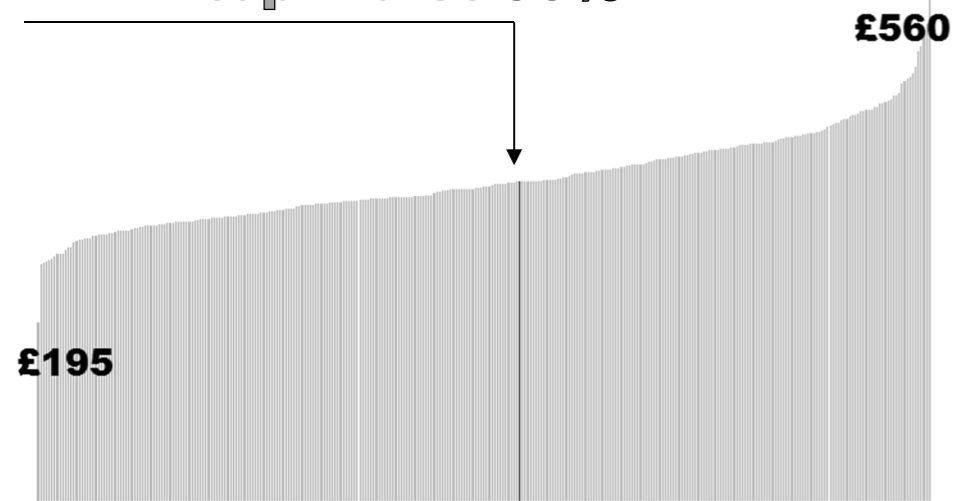
COST PER HEAD:



OVERALL COST: £349/head

County Durham is nationally ranked **144th** worst per head (out of 326 areas)

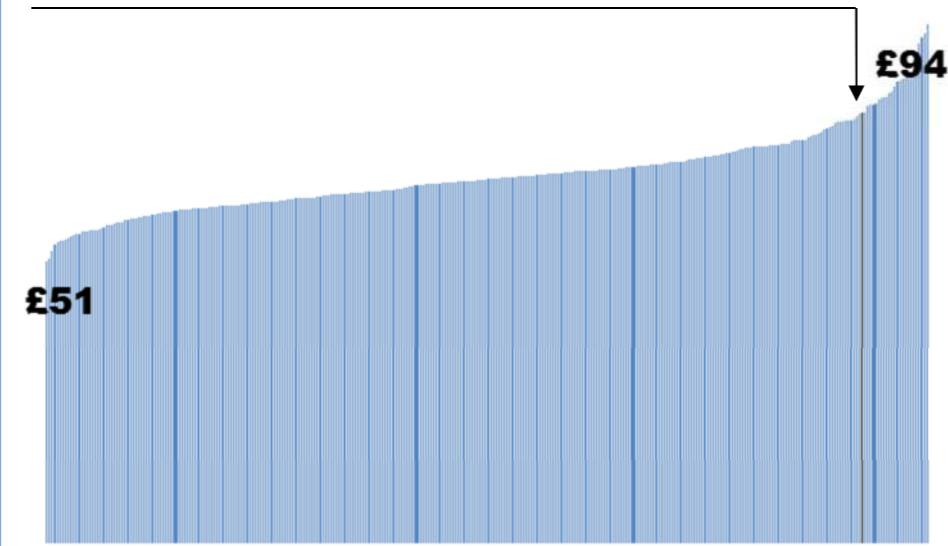
- in the **top worst 50%** of areas



NHS & HEALTHCARE: £78/head

County Durham is nationally ranked **26th** worst per head

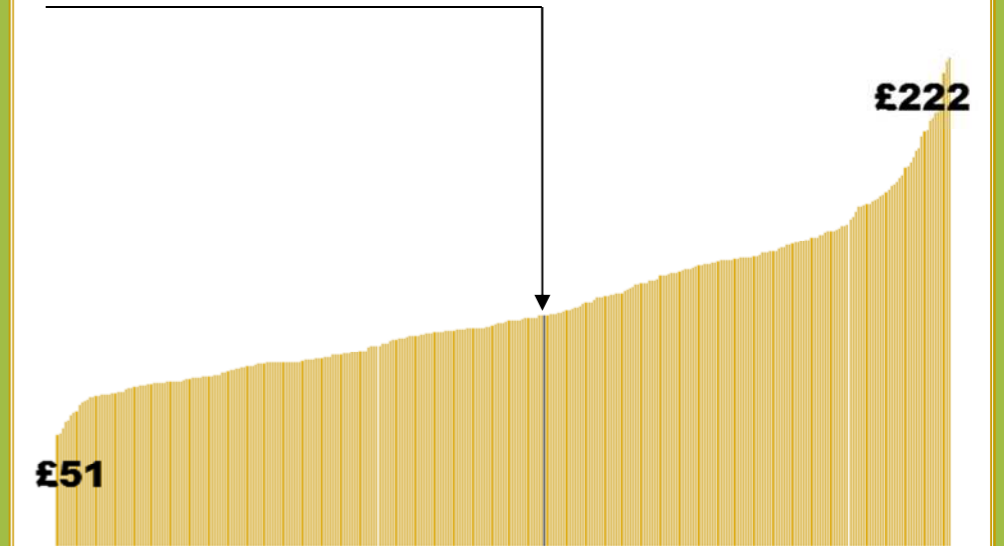
- in the **top worst 10%** of areas



CRIME & DISORDER: £105/head

County Durham is nationally ranked **151st** worst per head

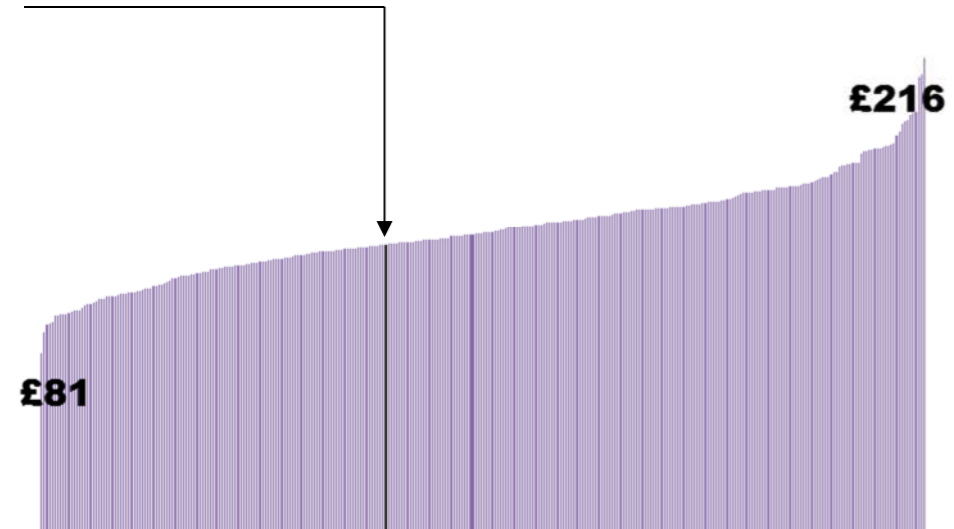
- in the **top worst 50%** of areas



WIDER ECONOMY: £131/head

County Durham is nationally ranked **196th** worst per head

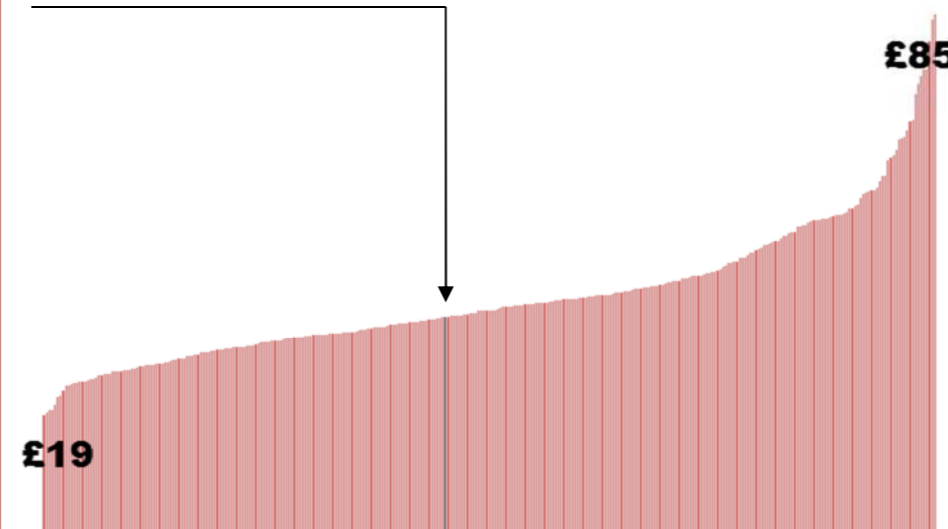
- in the **top worst 70%** of areas



SOCIAL SERVICES: £35/head

County Durham is nationally ranked **177th** worst per head

- in the **top worst 60%** of areas



NOTES:

For further information please contact the Balance Team on info@balancenortheast.co.uk or Tel: 0191 3337150

For detailed methodology behind the estimates and further cost breakdowns please see the partner area of the Balance website