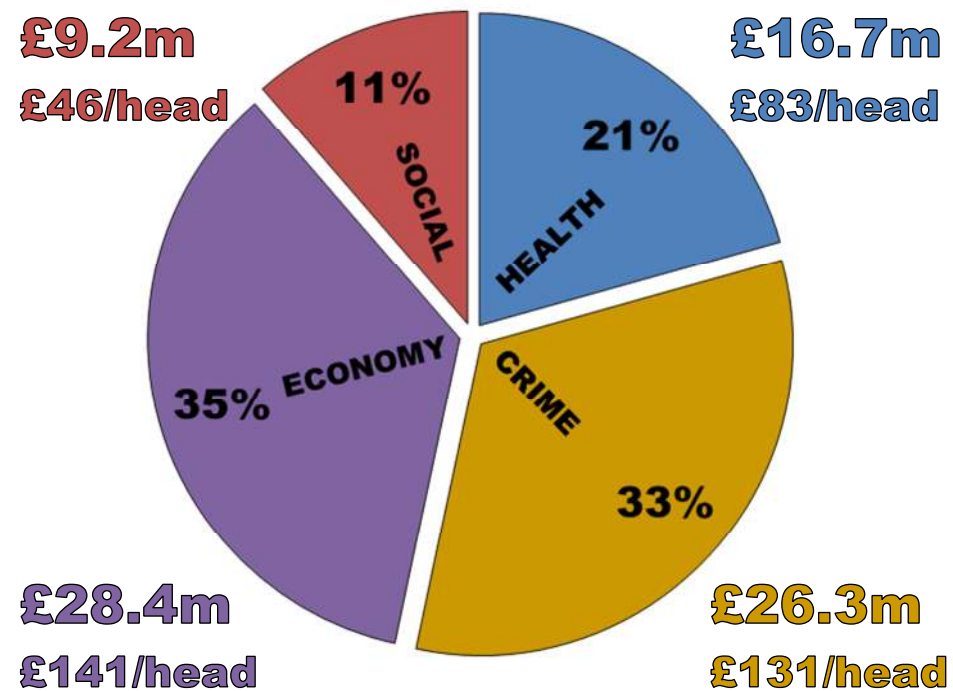


Cost of alcohol harm in GATESHEAD

In 2015/16 the overall cost was estimated to be: **£80.6m**
= £401 per head of population



OVERALL COST BREAKDOWN:



NHS & HEALTHCARE: £16.7m

- Hospital admissions:**
- wholly attributable to alcohol
1,497 admissions cost **£2.6m**
 - partially attributable to alcohol
3,395 admissions cost **£5.7m**
 - all alcohol related admissions
4,892 admissions cost **£8.3m**

CRIME & DISORDER: £26.3m

- Anticipation of crime: **£1.1m**
- Consequence of crime: **£24.3m**
- Response to crime: **£1.0m**
- Estimated number of alcohol related crimes in 2015/16: **16,100**
- Including reported and unreported crimes:
4,300 for criminal damage
1,200 for violence against the person
9,800 for theft

WIDER ECONOMY: £28.4m

Presenteeism:
(at work but reduced productivity)
54,300 days at a cost of **£5.8m**

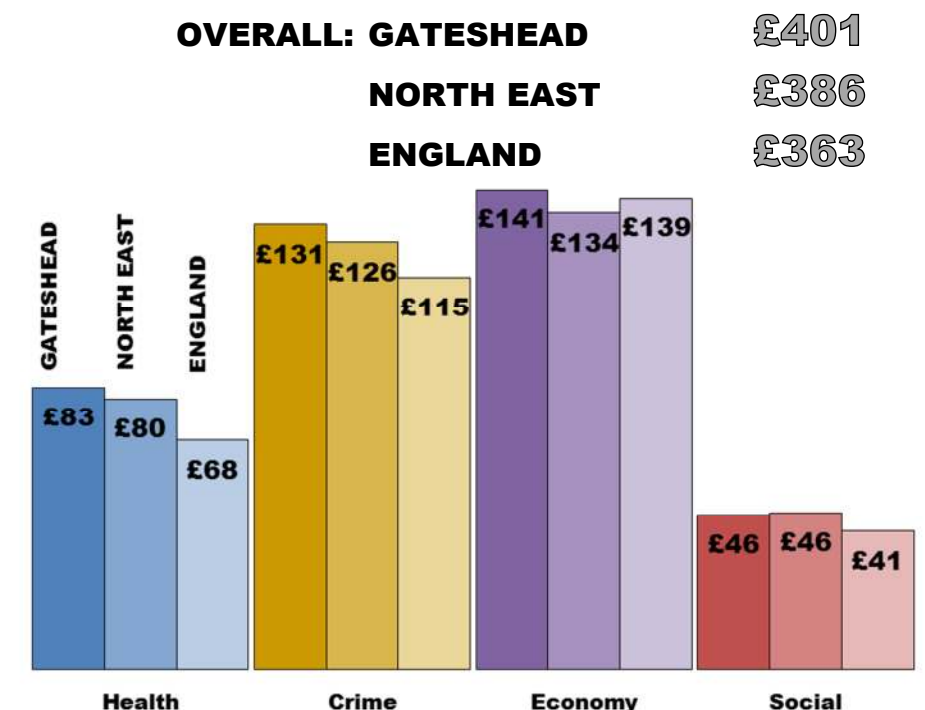
Absenteeism:
(not at work due to illness)
44,500 days at a cost of **£4.7m**

58 alcohol related deaths resulted in **690** potential years of working life lost with associated costs of **£12.3m**

SOCIAL SERVICES: £9.2m

- Local authority budget estimated to be attributable to alcohol:**
- Children:**
- social services **£8.1m**
 - substance misuse services **£123,500**
- Adults:**
- substance misuse support and alcohol misuse services **£995,200**
- (based on Local Authority returns published by DCLG)


COST PER HEAD:



OVERALL COST: £401/head

Gateshead is nationally ranked
44th worst per head
(out of 326 areas)

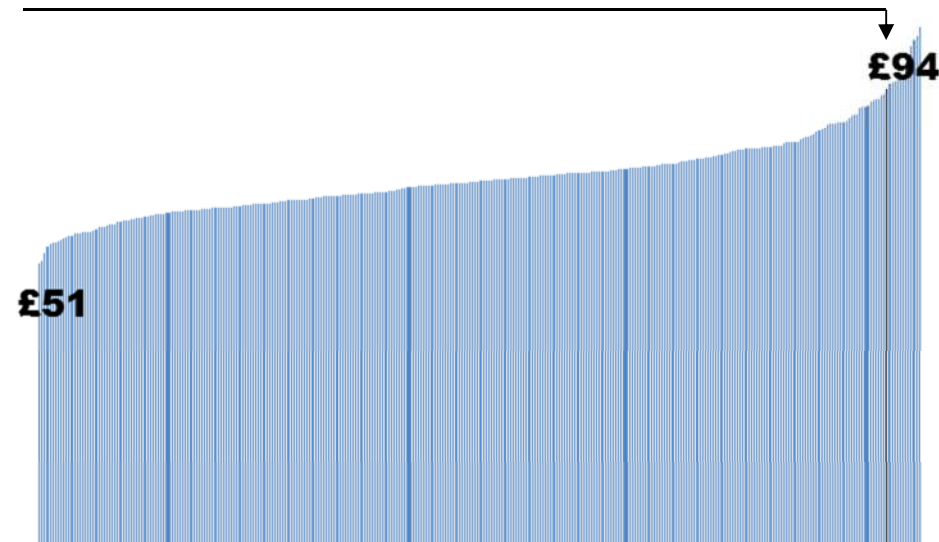
- in the **top worst 20%** of areas



NHS & HEALTHCARE: £83/head

Gateshead is nationally ranked
13th worst per head

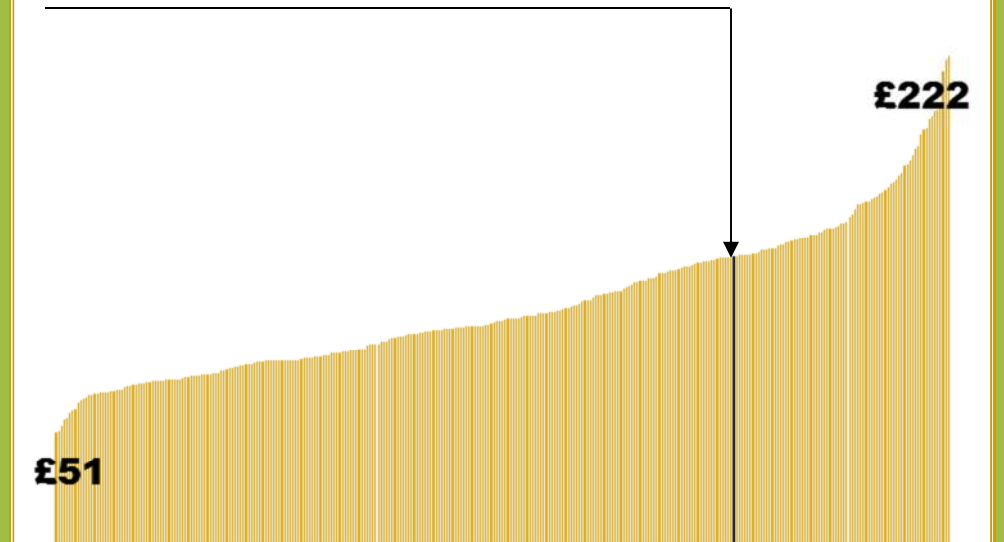
- in the **top worst 10%** of areas



CRIME & DISORDER: £131/head

Gateshead is nationally ranked
78th worst per head

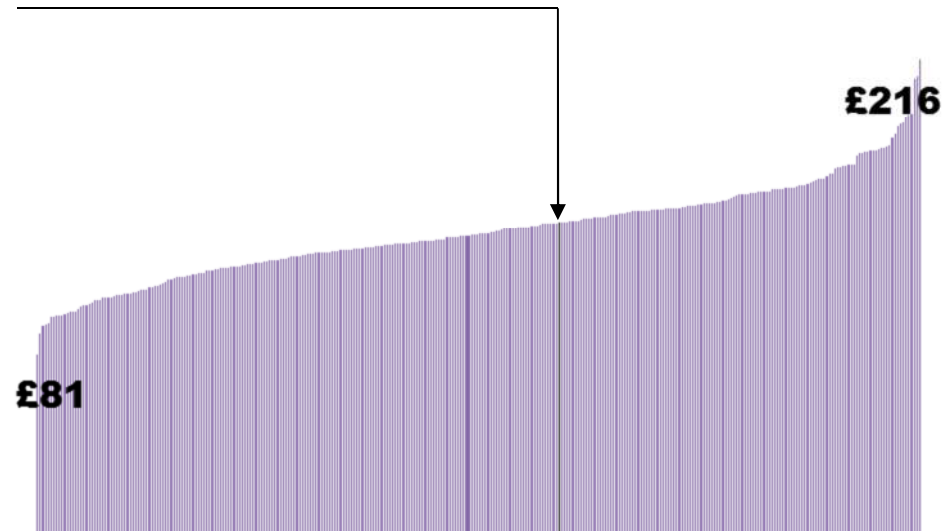
- in the **top worst 30%** of areas



WIDER ECONOMY: £141/head

Gateshead is nationally ranked
133rd worst per head

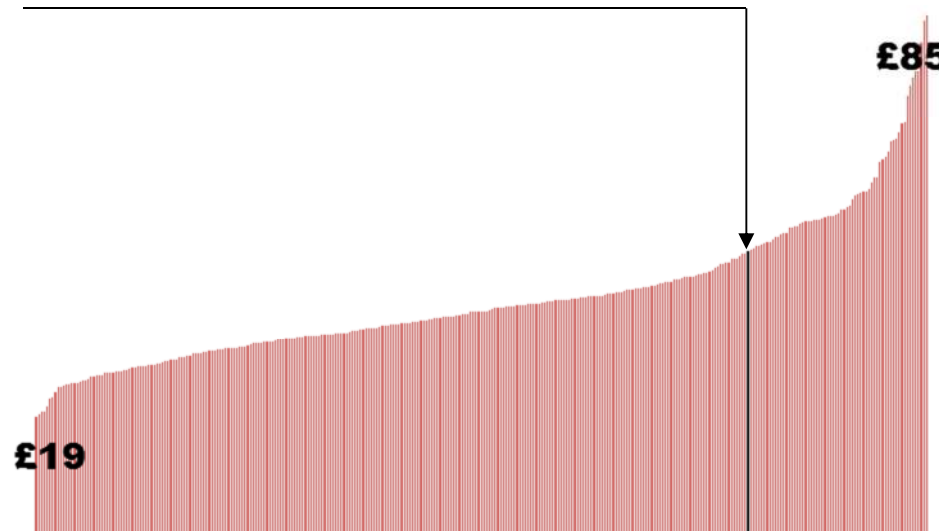
- in the **top worst 50%** of areas



SOCIAL SERVICES: £46/head

Gateshead is nationally ranked
68th worst per head

- in the **top worst 30%** of areas



NOTES:

For further information please
contact the Balance Team on
info@balancenortheast.co.uk or
Tel: 0191 3337150

For detailed methodology behind
the estimates and further cost
breakdowns please see the
partner area of the Balance
website