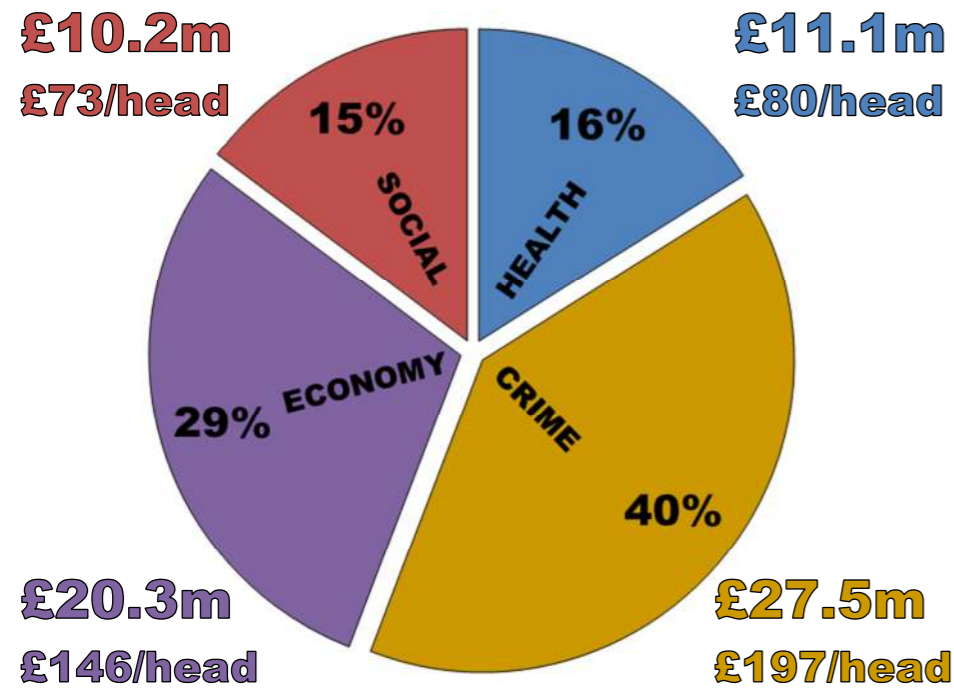


# Cost of alcohol harm in MIDDLESBROUGH

In 2015/16 the overall cost was **£69.2m**  
 estimated to be: = **£496 per head**  
 of population



## OVERALL COST BREAKDOWN:



## NHS & HEALTHCARE: £11.1m

- Hospital admissions:**
- wholly attributable to alcohol  
**1,176** admissions cost **£1.7m**
  - partially attributable to alcohol  
**2,615** admissions cost **£4.1m**
  - all alcohol related admissions  
**3,791** admissions cost **£5.8m**

## CRIME & DISORDER: £27.5m

- Anticipation of crime: **£1.3m**
- Consequence of crime: **£25.3m**
- Response to crime: **£0.8m**
- Estimated number of alcohol related crimes in 2015/16: **24,000**
- Including reported and unreported crimes:  
**4,400** for criminal damage  
**2,400** for violence against the person  
**16,500** for theft

## WIDER ECONOMY: £20.3m

- Presenteeism:**  
 (at work but reduced productivity)  
**34,000** days at a cost of **£3.5m**
- Absenteeism:**  
 (not at work due to illness)  
**27,800** days at a cost of **£2.9m**

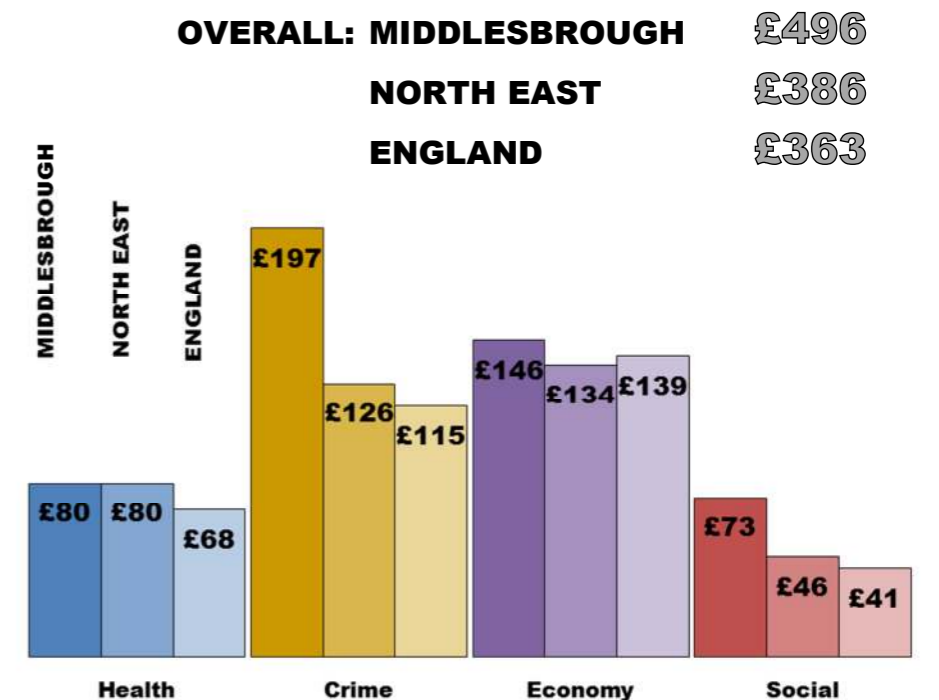
**45** alcohol related deaths resulted in **603** potential years of working life lost with associated costs of **£10.3m**

## SOCIAL SERVICES: £10.2m

- Local authority budget estimated to be attributable to alcohol:**
- Children:**
- social services **£8.2m**
  - substance misuse services **£64,900**
- Adults:**
- substance misuse support and alcohol misuse services **£2.0m**

(based on Local Authority returns published by DCLG)


## COST PER HEAD:



### OVERALL COST: £496/head

Middlesbrough is nationally ranked **4<sup>th</sup>** worst per head (out of 326 areas)

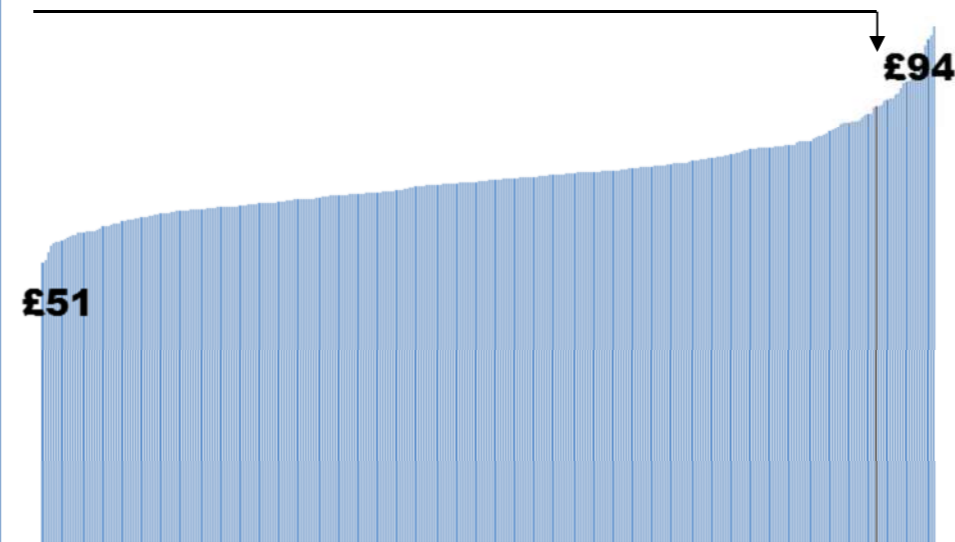
- in the **top worst 10%** of areas



### NHS & HEALTHCARE: £80/head

Middlesbrough is nationally ranked **21<sup>st</sup>** worst per head

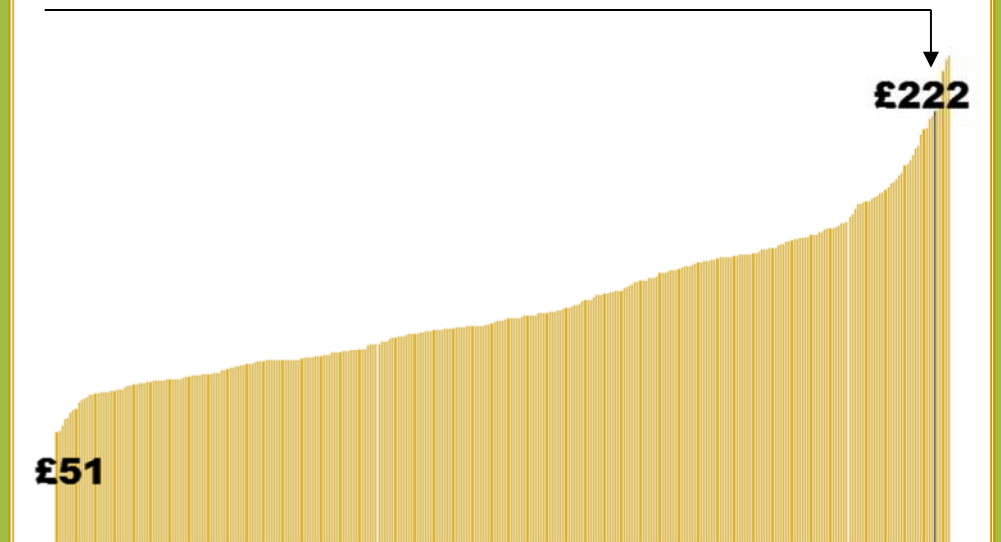
- in the **top worst 10%** of areas



### CRIME & DISORDER: £197/head

Middlesbrough is nationally ranked **7<sup>th</sup>** worst per head

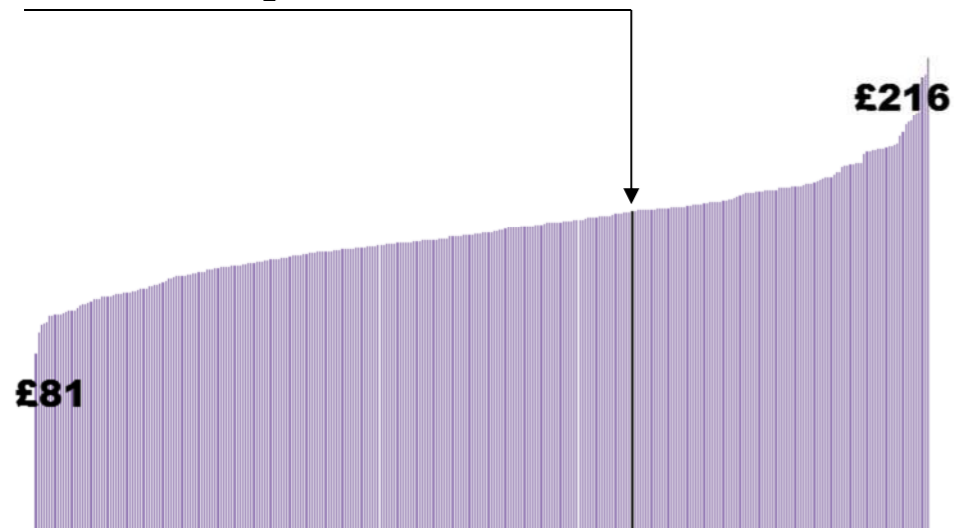
- in the **top worst 10%** of areas



### WIDER ECONOMY: £146/head

Middlesbrough is nationally ranked **110<sup>th</sup>** worst per head

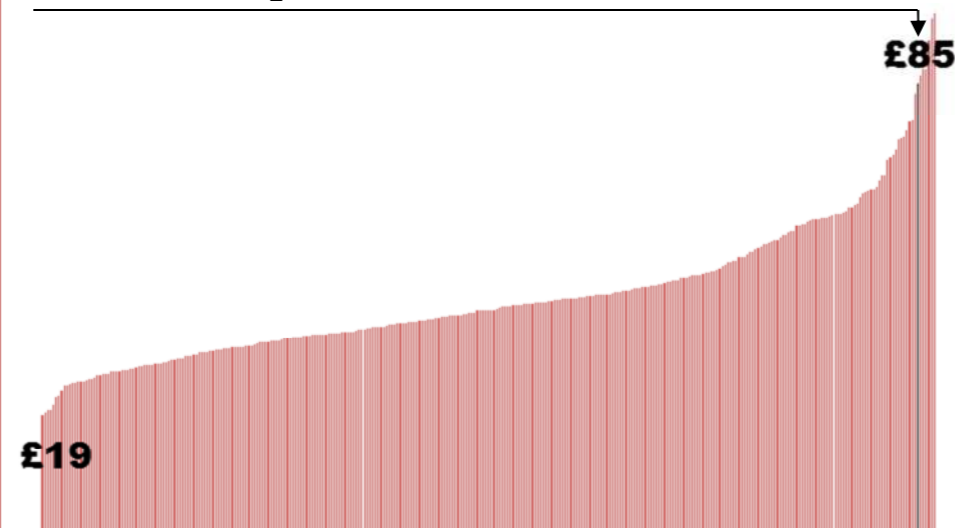
- in the **top worst 40%** of areas



### SOCIAL SERVICES: £73/head

Middlesbrough is nationally ranked **7<sup>th</sup>** worst per head

- in the **top worst 10%** of areas



### NOTES:

For further information please contact the Balance Team on [info@balancenortheast.co.uk](mailto:info@balancenortheast.co.uk) or Tel: 0191 3337150

For detailed methodology behind the estimates and further cost breakdowns please see the partner area of the Balance website