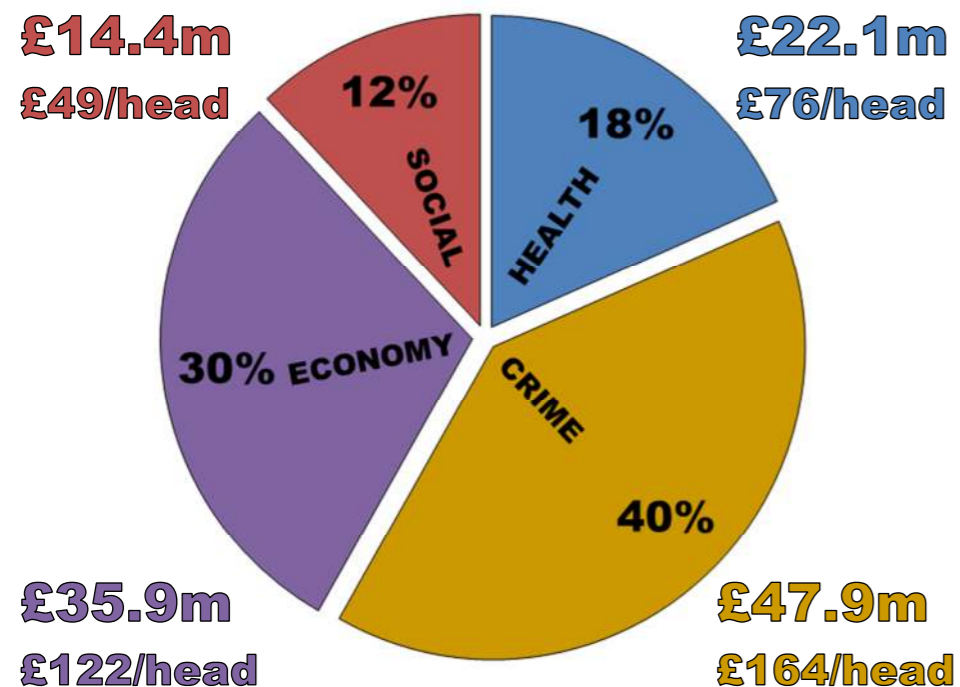


Cost of alcohol harm in NEWCASTLE

In 2015/16 the overall cost was **£120.3m**
estimated to be: = **£411 per head**
of population



OVERALL COST BREAKDOWN:



NHS & HEALTHCARE: £22.1m

- Hospital admissions:**
- wholly attributable to alcohol
1,522 admissions cost **£2.5m**
 - partially attributable to alcohol
4,168 admissions cost **£7.0m**
 - all alcohol related admissions
5,690 admissions cost **£9.5m**

CRIME & DISORDER: £47.9m

- Anticipation of crime: **£2.4m**
 - Consequence of crime: **£44.0m**
 - Response to crime: **£1.6m**
- Estimated number of alcohol related crimes in 2015/16: **40,600**
- Including reported and unreported crimes:
7,100 for criminal damage
2,600 for violence against the person
29,600 for theft

WIDER ECONOMY: £35.9m

- Presenteeism:**
(at work but reduced productivity)
74,800 days at a cost of **£8.2m**
- Absenteeism:**
(not at work due to illness)
61,200 days at a cost of **£6.7m**

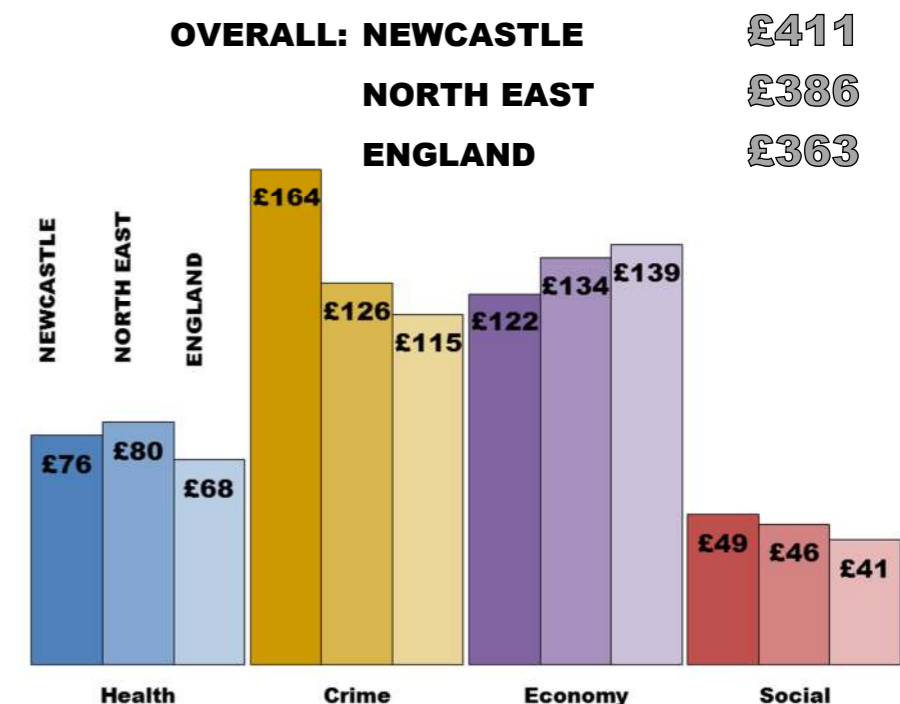
61 alcohol related deaths resulted in
635 potential years of working life lost
with associated costs of **£11.5m**

SOCIAL SERVICES: £14.4m

- Local authority budget estimated to be attributable to alcohol:
- Children:**
- social services **£11.0m**
 - substance misuse services **£65,200**
- Adults:**
- substance misuse support and alcohol misuse services **£3.3m**

(based on Local Authority returns published by DCLG)


COST PER HEAD:



OVERALL COST: £411/head

Newcastle is nationally ranked
36th worst per head
(out of 326 areas)

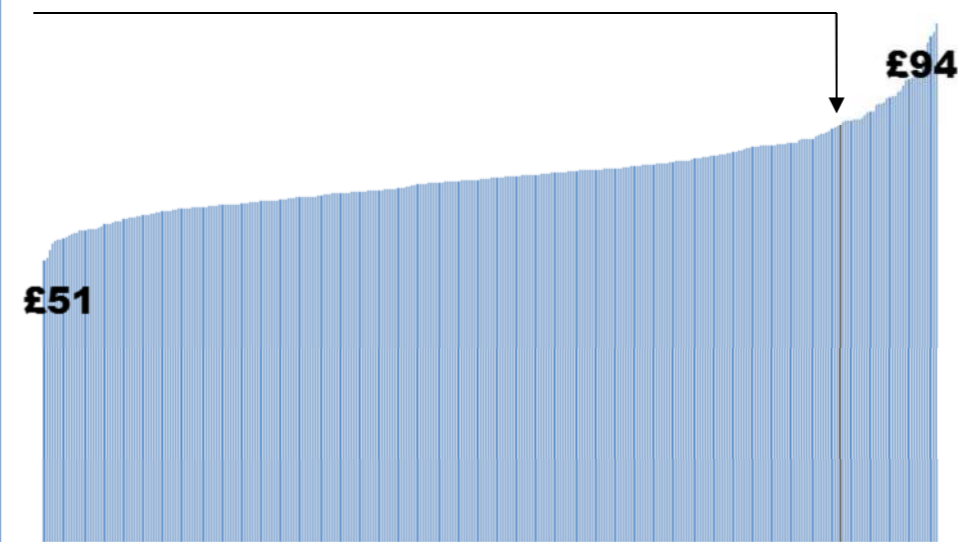
- in the **top worst 20%** of areas



NHS & HEALTHCARE: £76/head

Newcastle is nationally ranked
37th worst per head

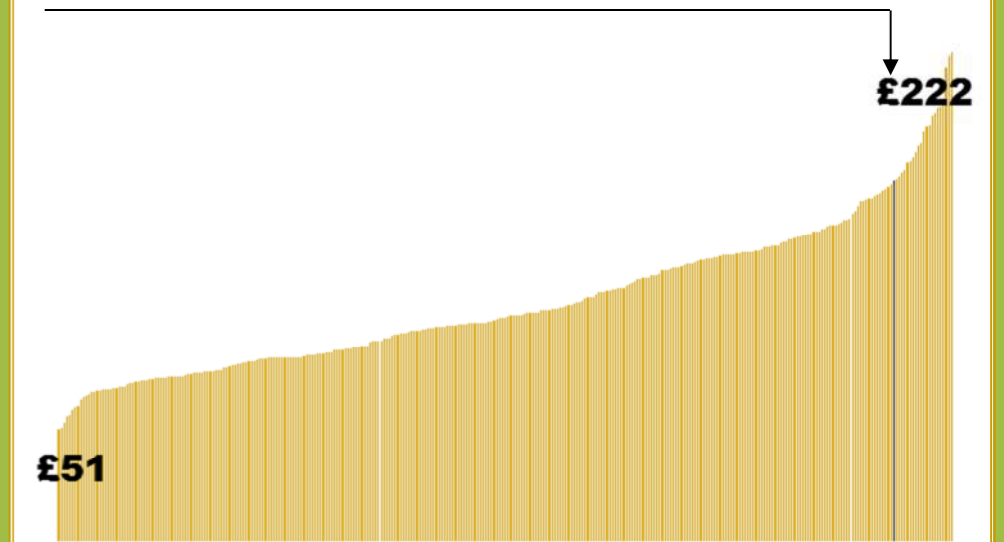
- in the **top worst 20%** of areas



CRIME & DISORDER: £164/head

Newcastle is nationally ranked
23rd worst per head

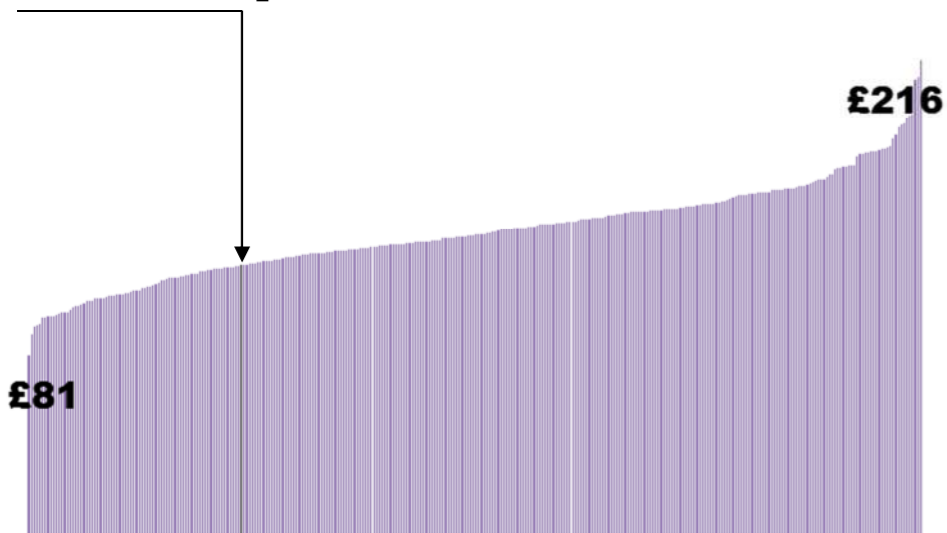
- in the **top worst 10%** of areas



WIDER ECONOMY: £122/head

Newcastle is nationally ranked
247th worst per head

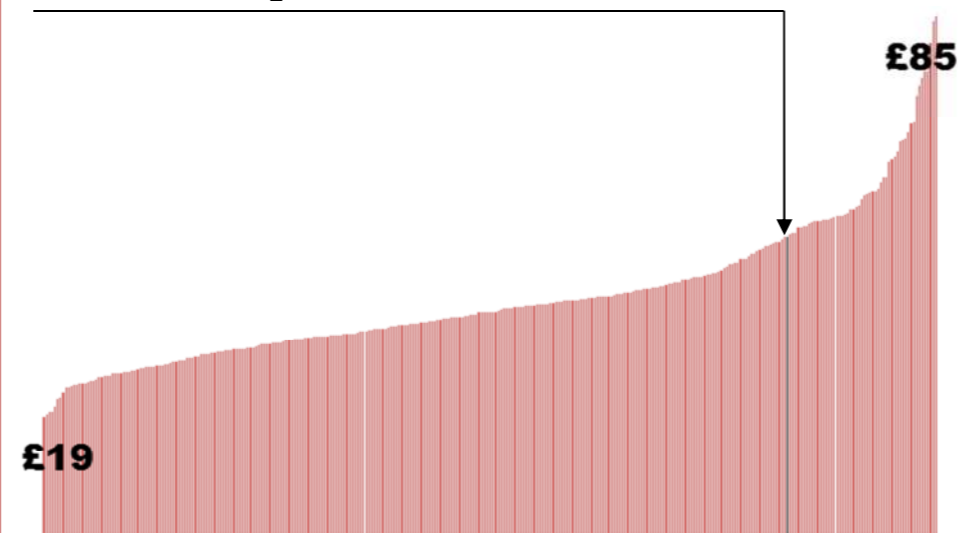
- in the **top worst 80%** of areas



SOCIAL SERVICES: £49/head

Newcastle is nationally ranked
52nd worst per head

- in the **top worst 20%** of areas



NOTES:

For further information please
contact the Balance Team on
info@balancenortheast.co.uk or
Tel: 0191 3337150

For detailed methodology behind
the estimates and further cost
breakdowns please see the
partner area of the Balance
website