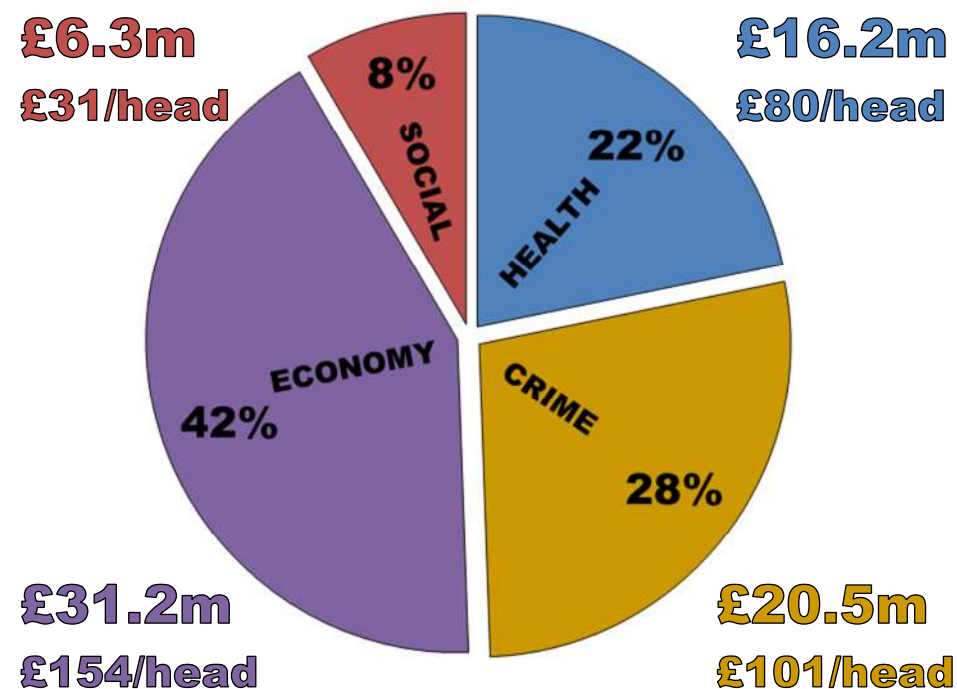


Cost of alcohol harm in NORTH TYNESIDE

In 2015/16 the overall cost was **£74.2m**
 estimated to be: = **£366 per head of population**



OVERALL COST BREAKDOWN:



NHS & HEALTHCARE: £16.2m

- Hospital admissions:**
- wholly attributable to alcohol
1,046 admissions cost **£2.1m**
 - partially attributable to alcohol
3,266 admissions cost **£5.7m**
 - all alcohol related admissions
4,312 admissions cost **£7.8m**

CRIME & DISORDER: £20.5m

- Anticipation of crime: **£0.8m**
- Consequence of crime: **£18.9m**
- Response to crime: **£0.8m**
- Estimated number of alcohol related crimes in 2015/16: **13,500**
- Including reported and unreported crimes:
3,500 for criminal damage
1,100 for violence against the person
8,500 for theft

WIDER ECONOMY: £31.2m

- Presenteeism:**
 (at work but reduced productivity)
57,200 days at a cost of **£6.5m**
- Absenteeism:**
 (not at work due to illness)
46,800 days at a cost of **£5.3m**

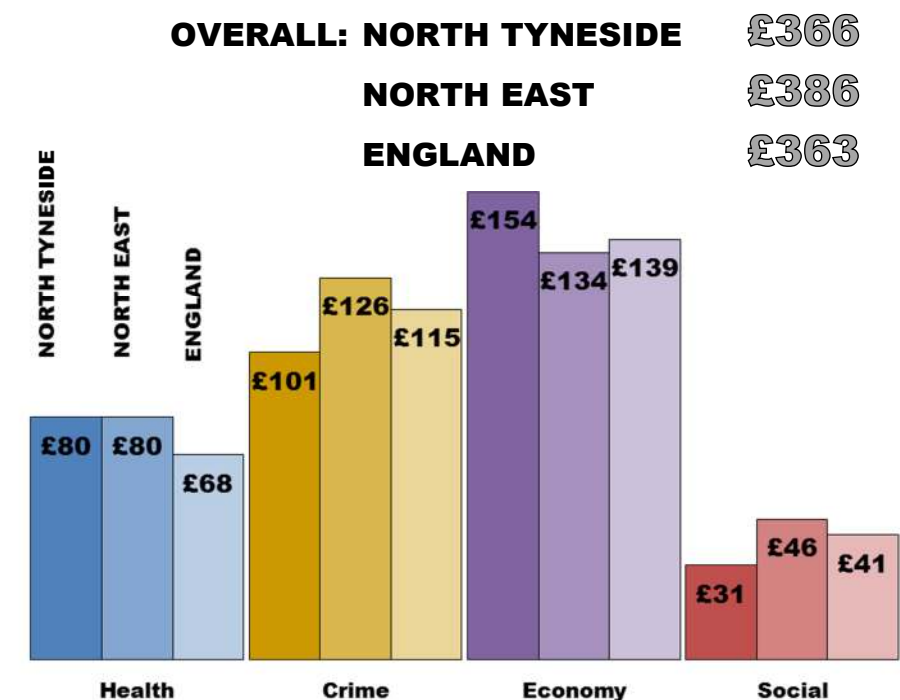
60 alcohol related deaths resulted in **678** potential years of working life lost with associated costs of **£13.1m**

SOCIAL SERVICES: £6.3m

- Local authority budget estimated to be attributable to alcohol:**
- Children:**
- social services **£5.8m**
 - substance misuse services **£75,600**
- Adults:**
- substance misuse support and alcohol misuse services **£379,500**

(based on Local Authority returns published by DCLG)

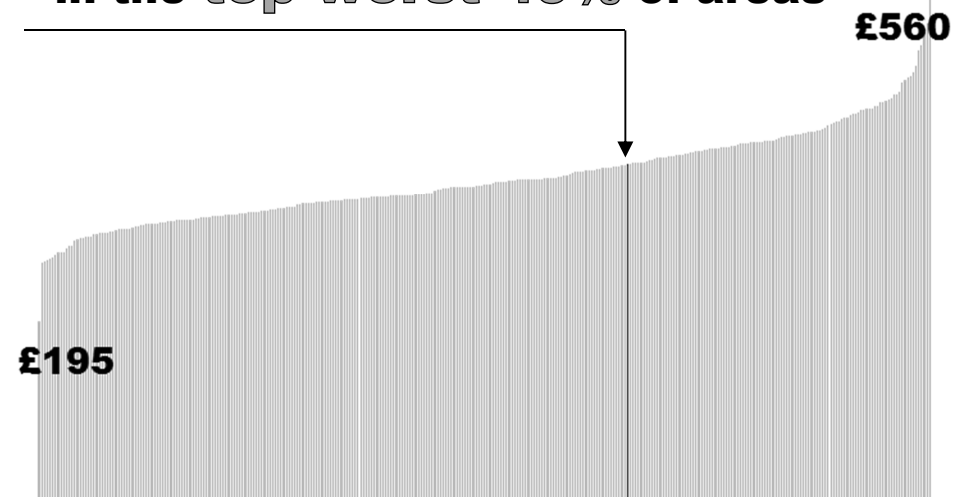
COST PER HEAD:



OVERALL COST: £366/head

North Tyneside is nationally ranked **110th** worst per head (out of 326 areas)

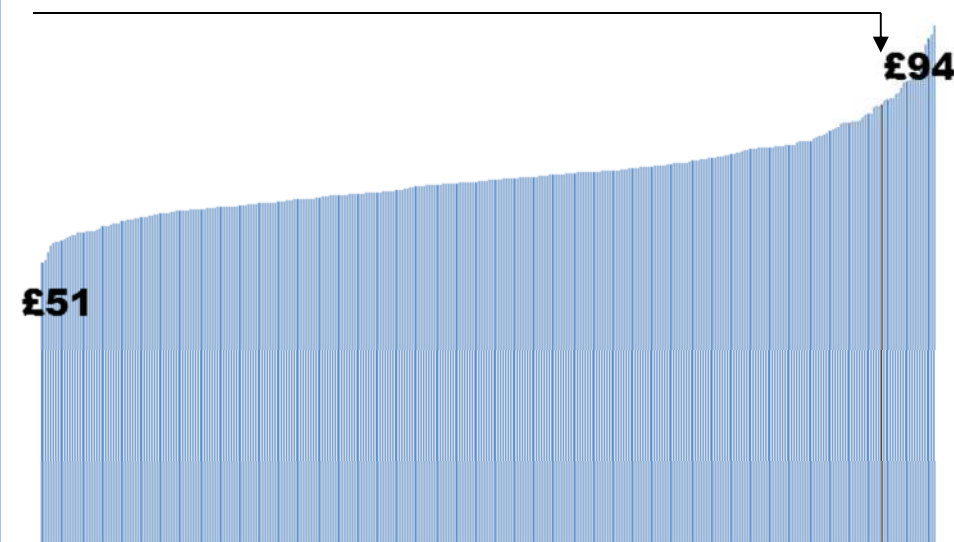
- in the **top worst 40%** of areas



NHS & HEALTHCARE: £80/head

North Tyneside is nationally ranked **22nd** worst per head

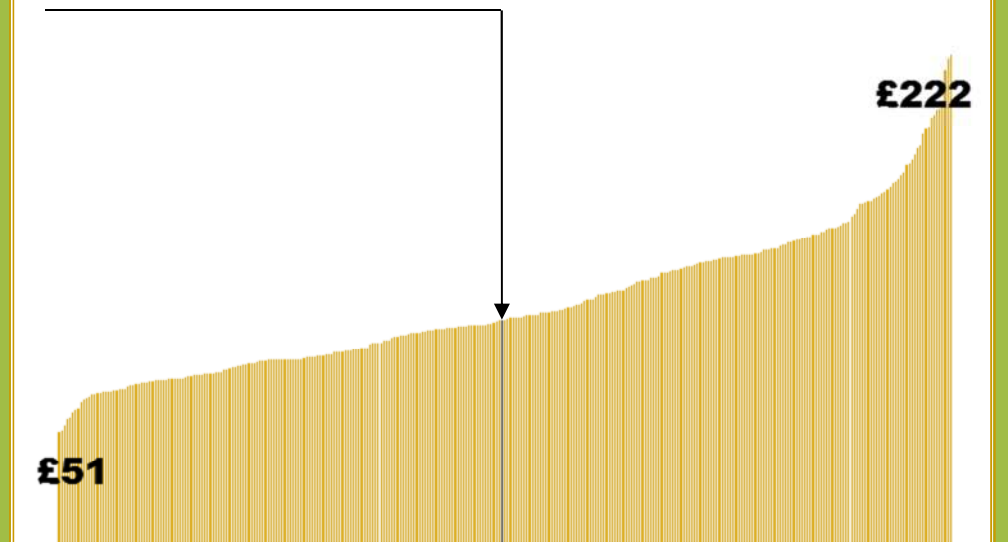
- in the **top worst 10%** of areas



CRIME & DISORDER: £101/head

North Tyneside is nationally ranked **164th** worst per head

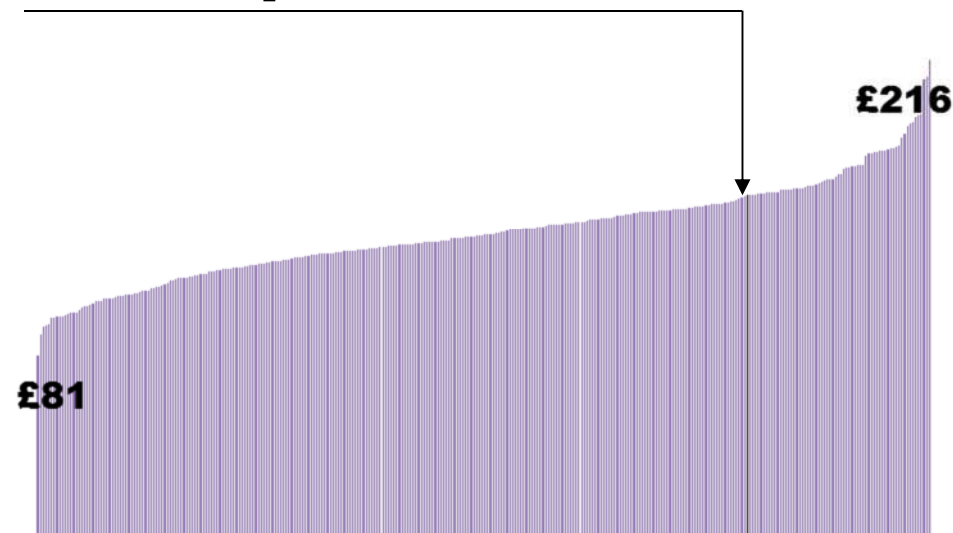
- in the **top worst 60%** of areas



WIDER ECONOMY: £154/head

North Tyneside is nationally ranked **66th** worst per head

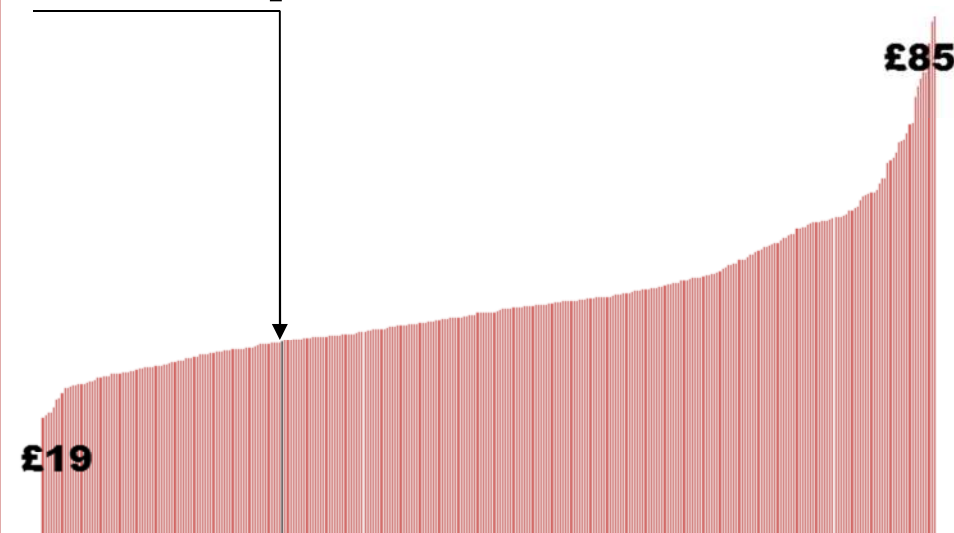
- in the **top worst 30%** of areas



SOCIAL SERVICES: £31/head

North Tyneside is nationally ranked **245th** worst per head

- in the **top worst 80%** of areas



NOTES:

For further information please contact the Balance Team on info@balancenortheast.co.uk or Tel: 0191 3337150

For detailed methodology behind the estimates and further cost breakdowns please see the partner area of the Balance website