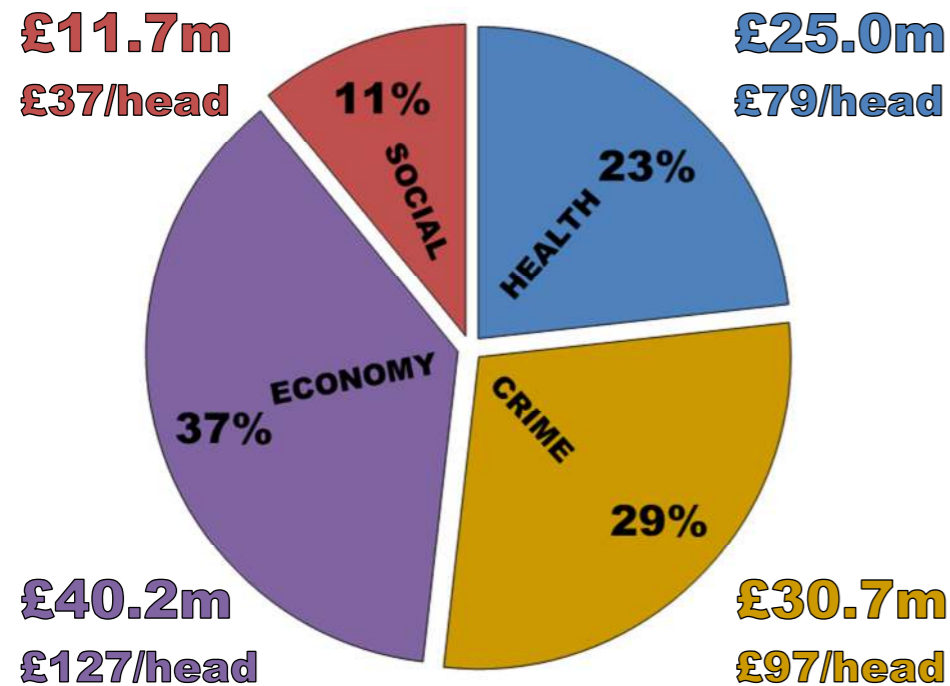


Cost of alcohol harm in NORTHUMBERLAND

In 2015/16 the overall cost was estimated to be: **£107.7m**
= **£341** per head of population



OVERALL COST BREAKDOWN:



NHS & HEALTHCARE: £25.0m

Hospital admissions:

- wholly attributable to alcohol
1,364 admissions cost **£2.9m**
- partially attributable to alcohol
5,037 admissions cost **£9.0m**
- all alcohol related admissions
6,401 admissions cost **£11.9m**

CRIME & DISORDER: £30.7m

- Anticipation of crime: **£1.2m**
- Consequence of crime: **£28.3m**
- Response to crime: **£1.1m**

Estimated number of alcohol related crimes in 2015/16: **16,800**

Including reported and unreported crimes:
5,100 for criminal damage
1,500 for violence against the person
9,300 for theft

WIDER ECONOMY: £40.2m

Presenteeism:

(at work but reduced productivity)

81,300 days at a cost of **£8.8m**

Absenteeism:

(not at work due to illness)

66,500 days at a cost of **£7.2m**

78 alcohol related deaths resulted in **861** potential years of working life lost with associated costs of **£15.4m**

SOCIAL SERVICES: £11.7m

Local authority budget estimated to be attributable to alcohol:

Children:

- social services **£9.9m**
- substance misuse services **£202,200**

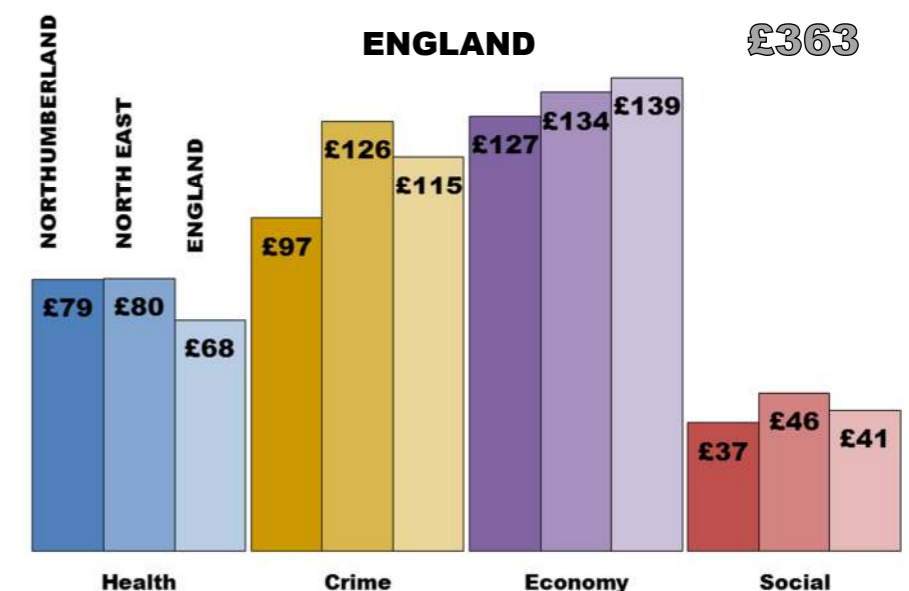
Adults:

- substance misuse support and alcohol misuse services **£1.6m**

(based on Local Authority returns published by DCLG)

COST PER HEAD:

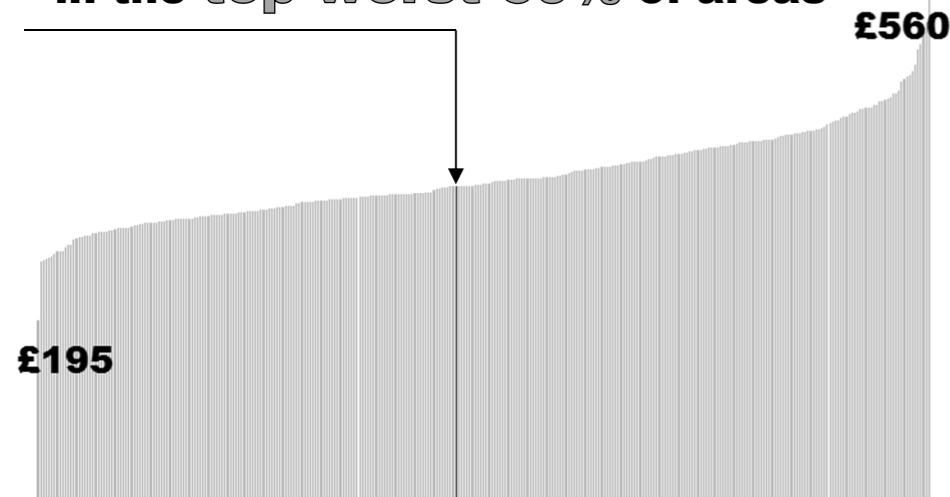
OVERALL: NORTHUMBERLAND **£341**
NORTH EAST **£386**
ENGLAND **£363**



OVERALL COST: £341/head

Northumberland is nationally ranked **172nd** worst per head (out of 326 areas)

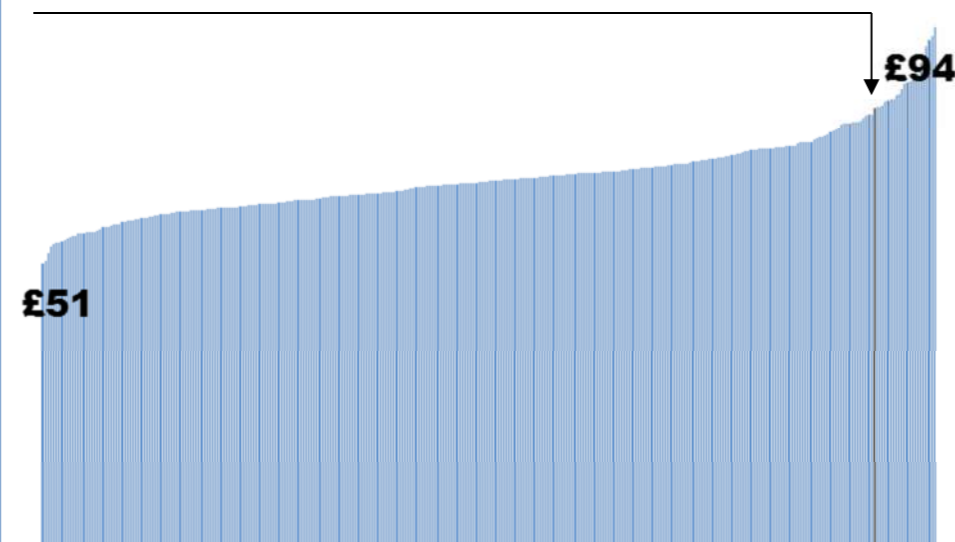
- in the **top worst 60%** of areas



NHS & HEALTHCARE: £79/head

Northumberland is nationally ranked **23rd** worst per head

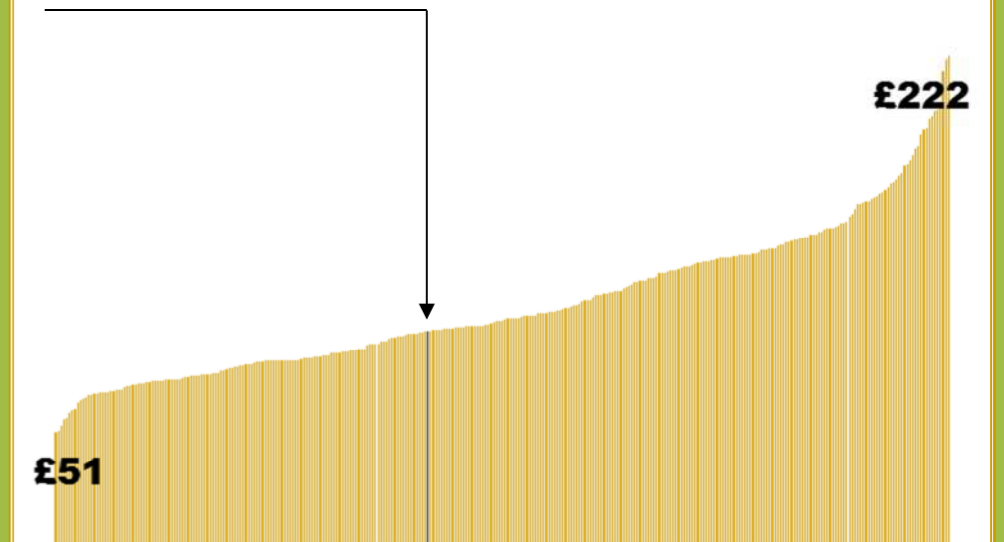
- in the **top worst 10%** of areas



CRIME & DISORDER: £97/head

Northumberland is nationally ranked **186th** worst per head

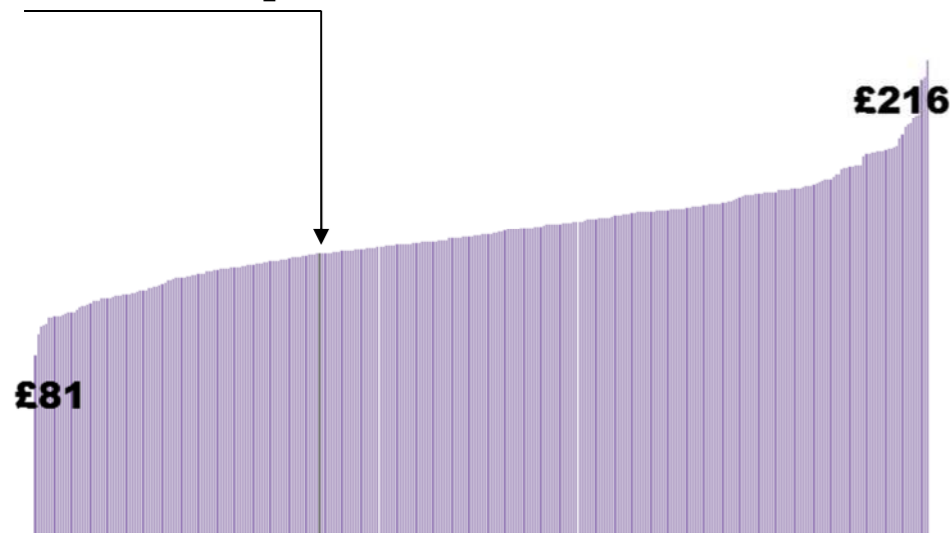
- in the **top worst 60%** of areas



WIDER ECONOMY: £127/head

Northumberland is nationally ranked **222nd** worst per head

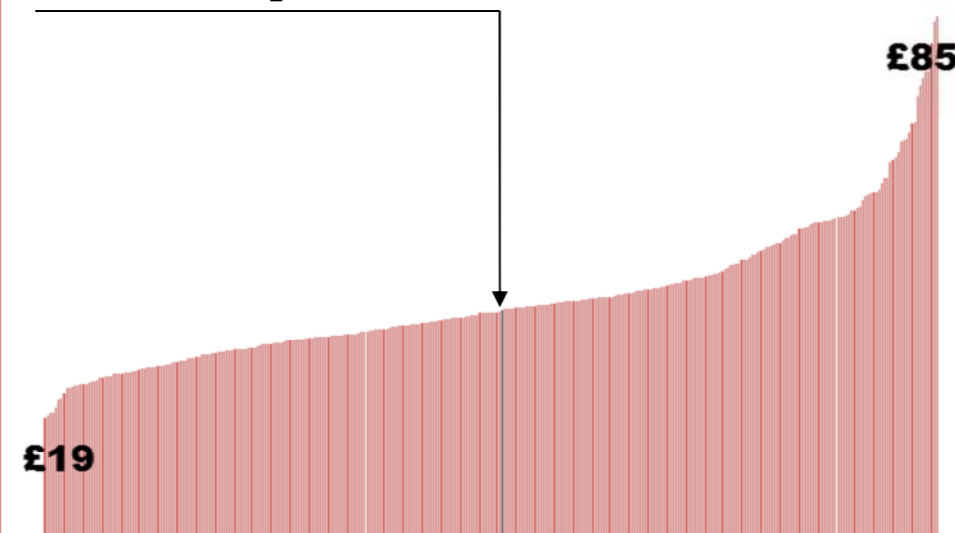
- in the **top worst 70%** of areas



SOCIAL SERVICES: £37/head

Northumberland is nationally ranked **150th** worst per head

- in the **top worst 50%** of areas



NOTES:

For further information please contact the Balance Team on info@balancenortheast.co.uk or Tel: 0191 3337150

For detailed methodology behind the estimates and further cost breakdowns please see the partner area of the Balance website