

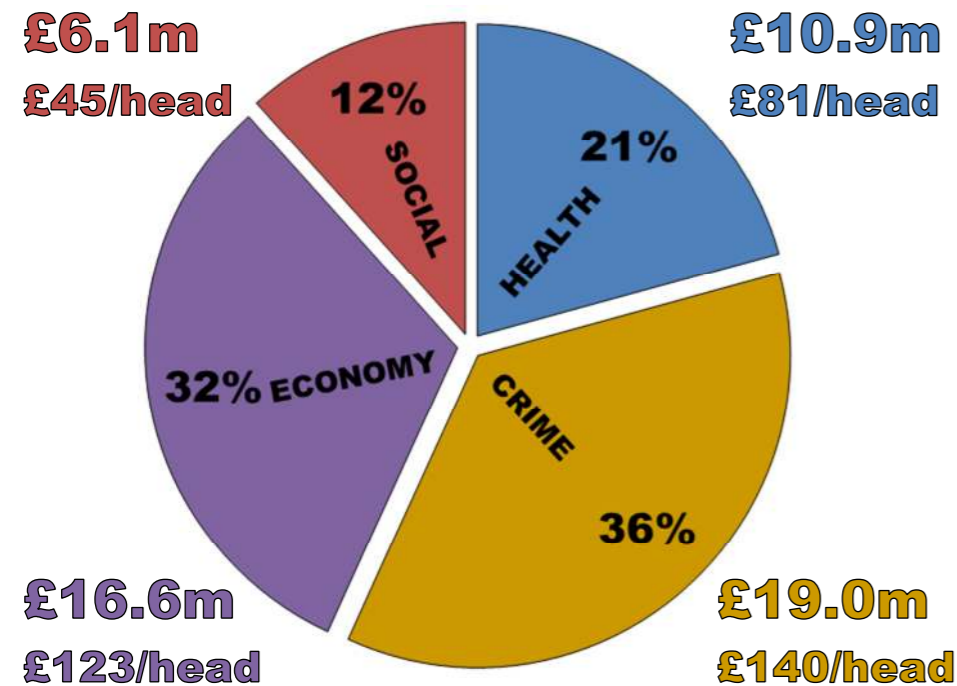
Cost of alcohol harm in REDCAR & CLEVELAND

In 2015/16 the overall cost was estimated to be:

£52.6m
= £389 per head of population



OVERALL COST BREAKDOWN:



NHS & HEALTHCARE: £10.9m

Hospital admissions:

- wholly attributable to alcohol
836 admissions cost **£1.4m**
- partially attributable to alcohol
2,595 admissions cost **£4.3m**
- all alcohol related admissions
3,431 admissions cost **£5.7m**

CRIME & DISORDER: £19.0m

- Anticipation of crime: **£1.1m**
- Consequence of crime: **£17.2m**
- Response to crime: **£0.7m**

Estimated number of alcohol related crimes in 2015/16: **14,500**

Including reported and unreported crimes:
3,700 for criminal damage
1,100 for violence against the person
9,000 for theft

WIDER ECONOMY: £16.6m

Presenteeism:

(at work but reduced productivity)

31,900 days at a cost of **£3.3m**

Absenteeism:

(not at work due to illness)

26,100 days at a cost of **£2.7m**

38 alcohol related deaths resulted in **425** potential years of working life lost with associated costs of **£7.3m**

SOCIAL SERVICES: £6.1m

Local authority budget estimated to be attributable to alcohol:

Children:

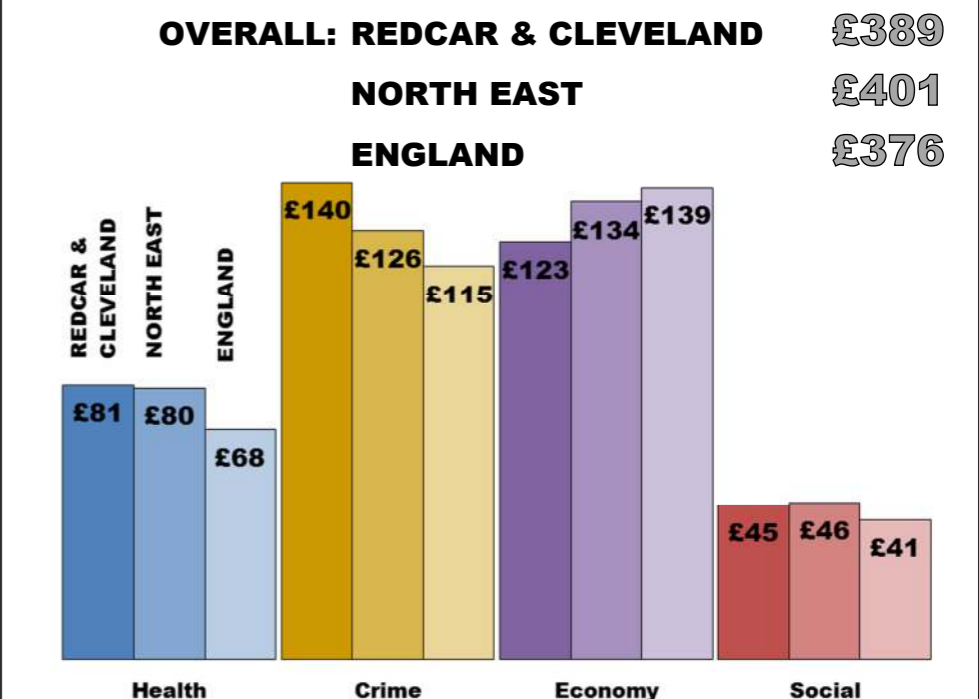
- social services **£6.0m**
- substance misuse services **£35,000**

Adults:

- substance misuse support and alcohol misuse services **£111,300**

(based on Local Authority returns published by DCLG)

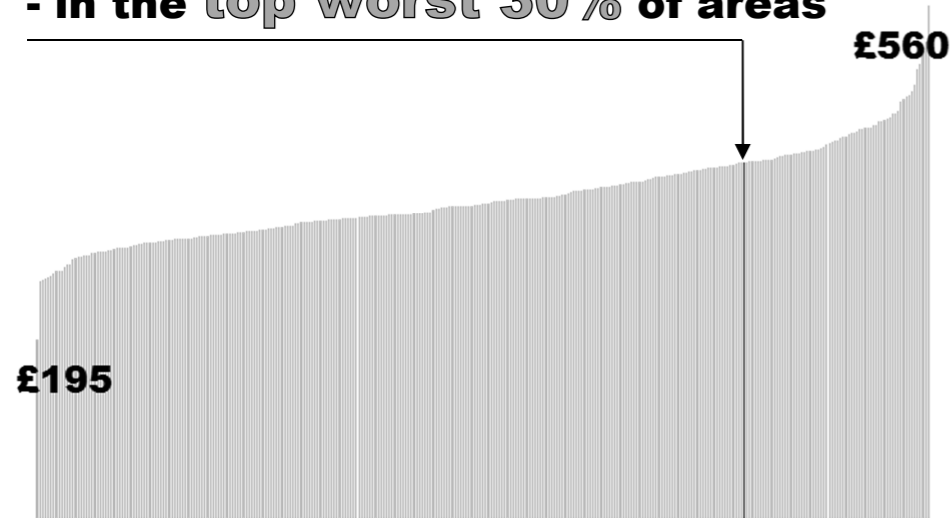
COST PER HEAD:



OVERALL COST: £389/head

Redcar & Cleveland is nationally ranked **68th** worst per head (out of 326 areas)

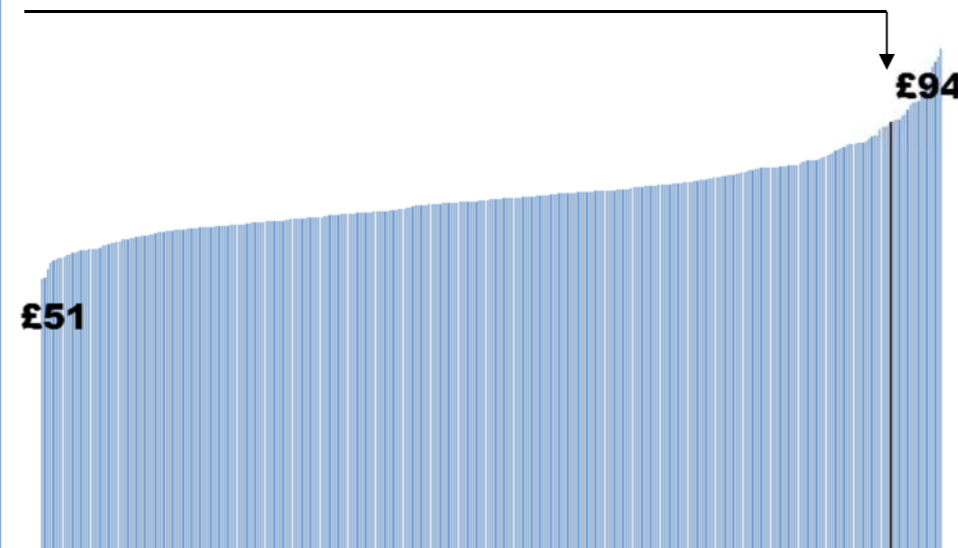
- in the **top worst 30%** of areas



NHS & HEALTHCARE: £81/head

Redcar & Cleveland is nationally ranked **19th** worst per head

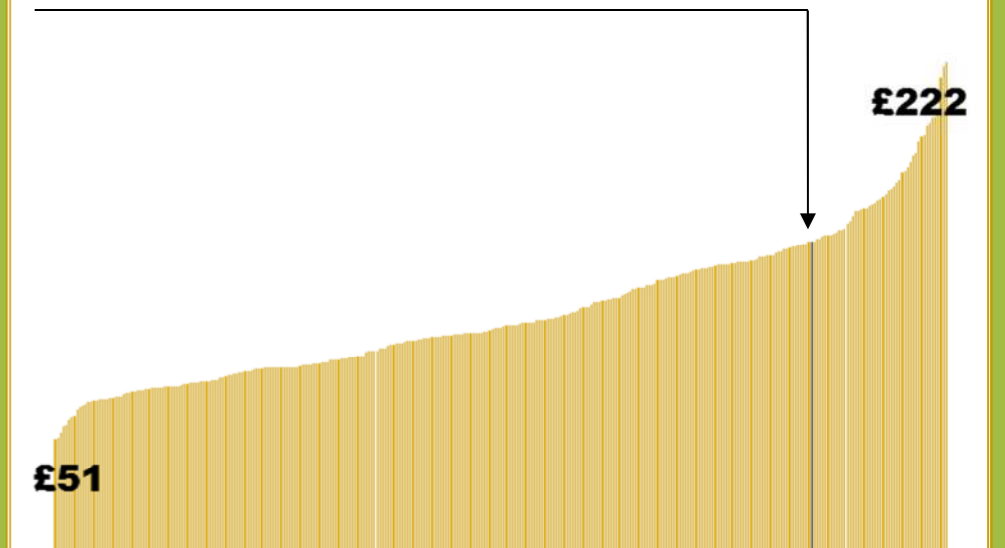
- in the **top worst 10%** of areas



CRIME & DISORDER: £140/head

Redcar & Cleveland is nationally ranked **52nd** worst per head

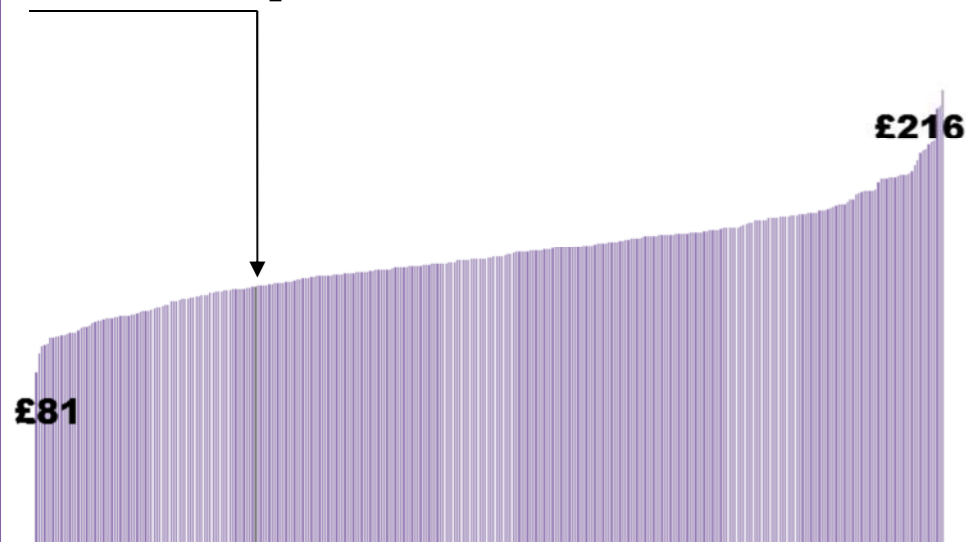
- in the **top worst 20%** of areas



WIDER ECONOMY: £123/head

Redcar & Cleveland is nationally ranked **245th** worst per head

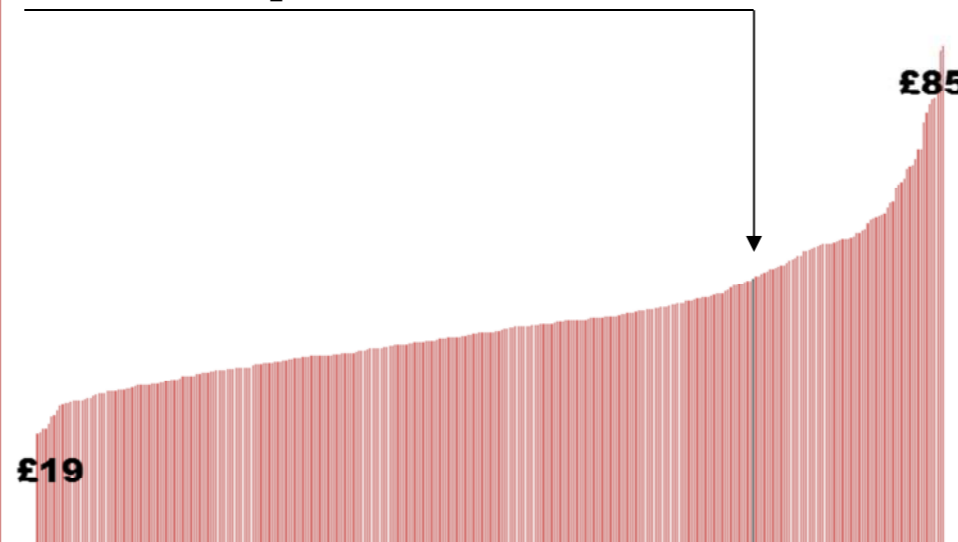
- in the **top worst 80%** of areas



SOCIAL SERVICES: £45/head

Redcar & Cleveland is nationally ranked **69th** worst per head

- in the **top worst 30%** of areas



NOTES:

For further information please contact the Balance Team on info@balancenortheast.co.uk or Tel: 0191 3337150

For detailed methodology behind the estimates and further cost breakdowns please see the partner area of the Balance website