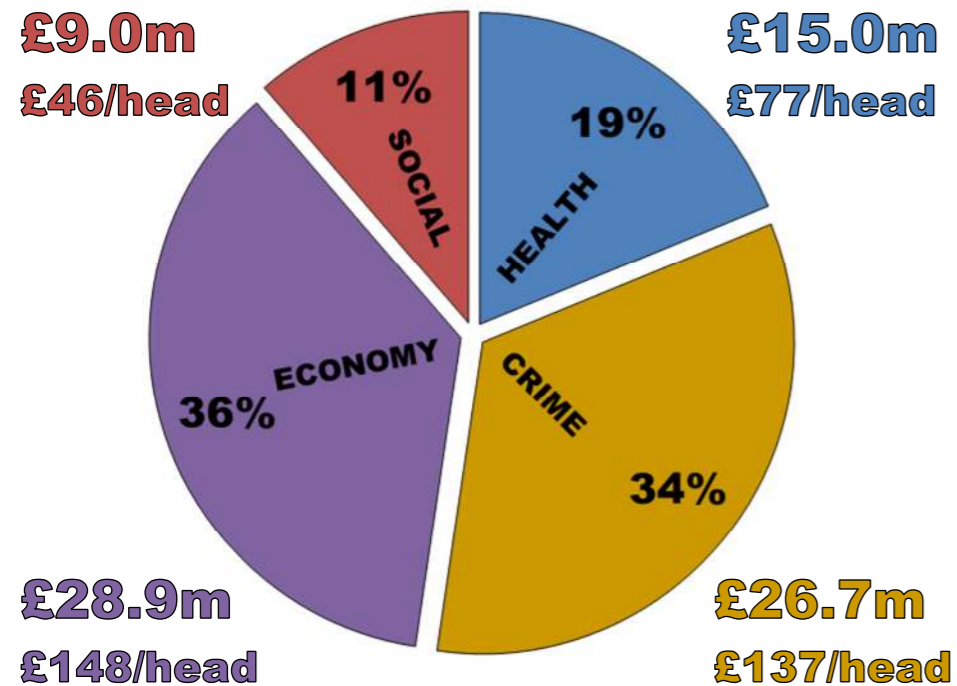


# Cost of alcohol harm in STOCKTON

In 2015/16 the overall cost was estimated to be: **£79.6m**  
= £408 per head of population



## OVERALL COST BREAKDOWN:



## NHS & HEALTHCARE: £15.0m

### Hospital admissions:

- wholly attributable to alcohol  
**1,140** admissions cost **£1.9m**
- partially attributable to alcohol  
**3,602** admissions cost **£5.5m**
- all alcohol related admissions  
**4,742** admissions cost **£7.4m**

## CRIME & DISORDER: £26.7m

- Anticipation of crime: **£1.2m**
- Consequence of crime: **£24.5m**
- Response to crime: **£1.0m**

Estimated number of alcohol related crimes in 2015/16: **20,100**

Including reported and unreported crimes:  
**3,500** for criminal damage  
**1,700** for violence against the person  
**14,100** for theft

## WIDER ECONOMY: £28.9m

### Presenteeism:

(at work but reduced productivity)

**51,700** days at a cost of **£5.9m**

### Absenteeism:

(not at work due to illness)

**42,400** days at a cost of **£4.9m**

**57** alcohol related deaths resulted in **646** potential years of working life lost with associated costs of **£12.3m**

## SOCIAL SERVICES: £9.0m

Local authority budget estimated to be attributable to alcohol:

### Children:

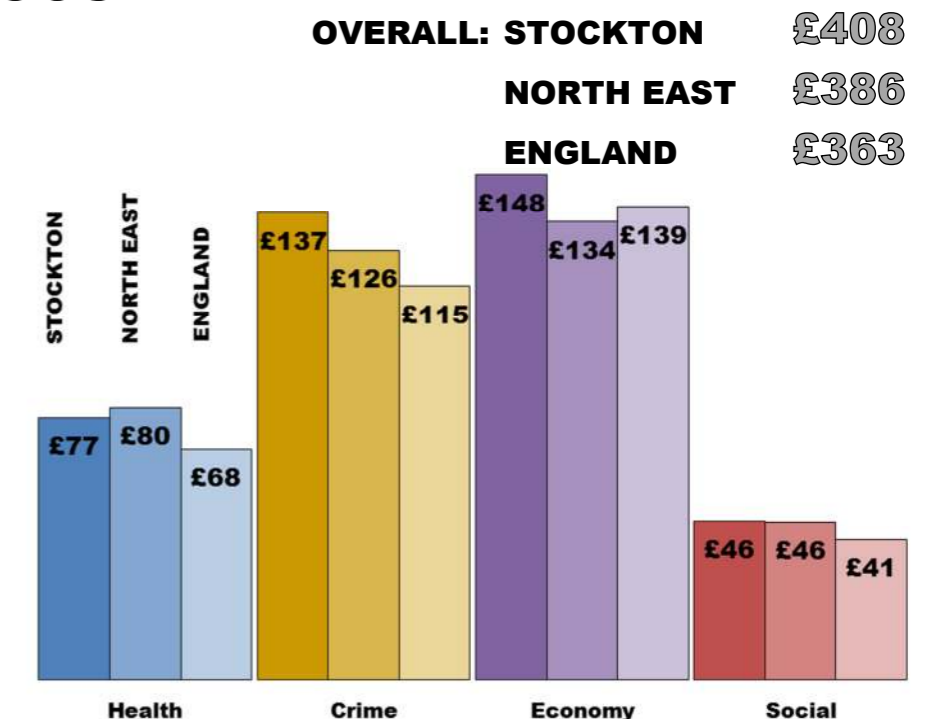
- social services **£8.1m**
- substance misuse services **£15,100**

### Adults:

- substance misuse support and alcohol misuse services **£950,000**

(based on Local Authority returns published by DCLG)


## COST PER HEAD:



### OVERALL COST: £408/head

Stockton is nationally ranked  
**38<sup>th</sup>** worst per head  
(out of 326 areas)

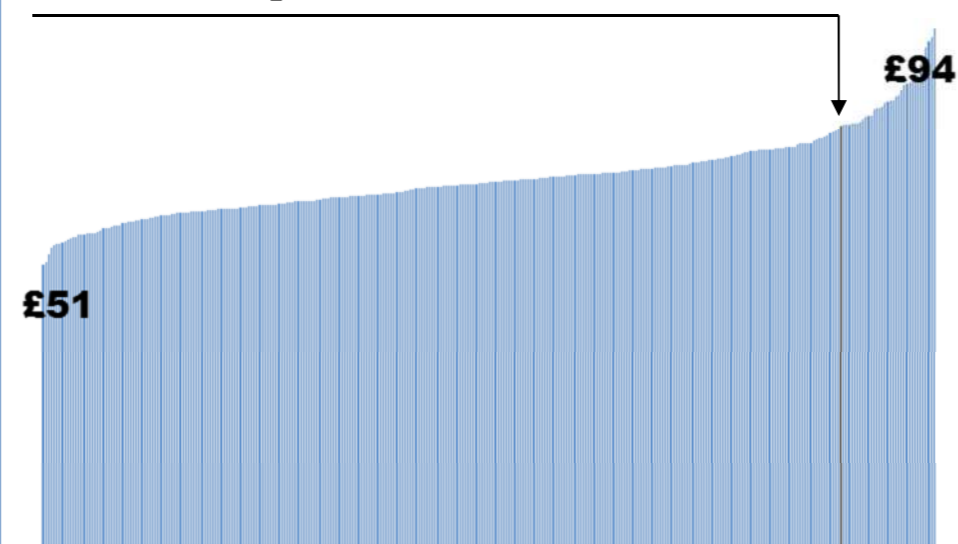
- in the **top worst 20%** of areas



### NHS & HEALTHCARE: £77/head

Stockton is nationally ranked  
**33<sup>rd</sup>** worst per head

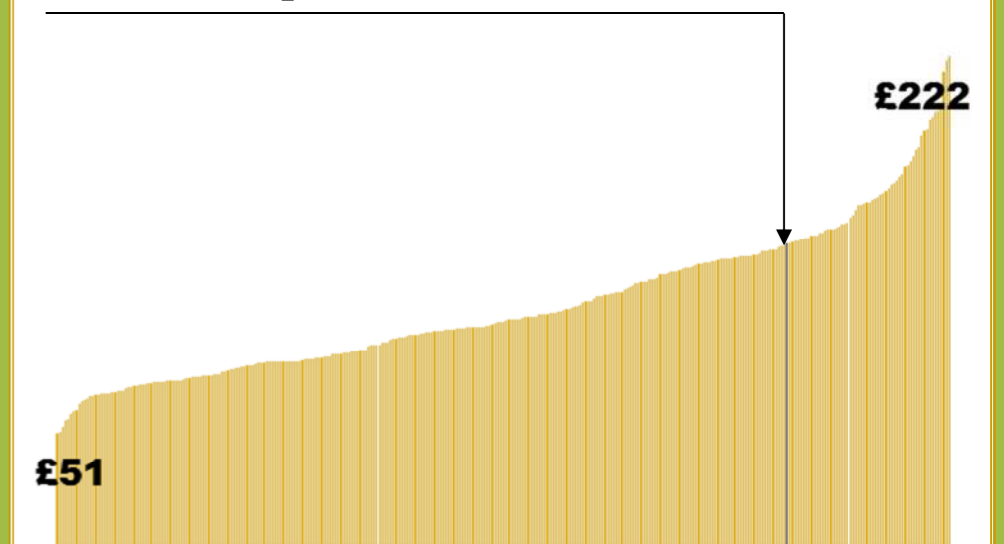
- in the **top worst 20%** of areas



### CRIME & DISORDER: £137/head

Stockton is nationally ranked  
**60<sup>th</sup>** worst per head

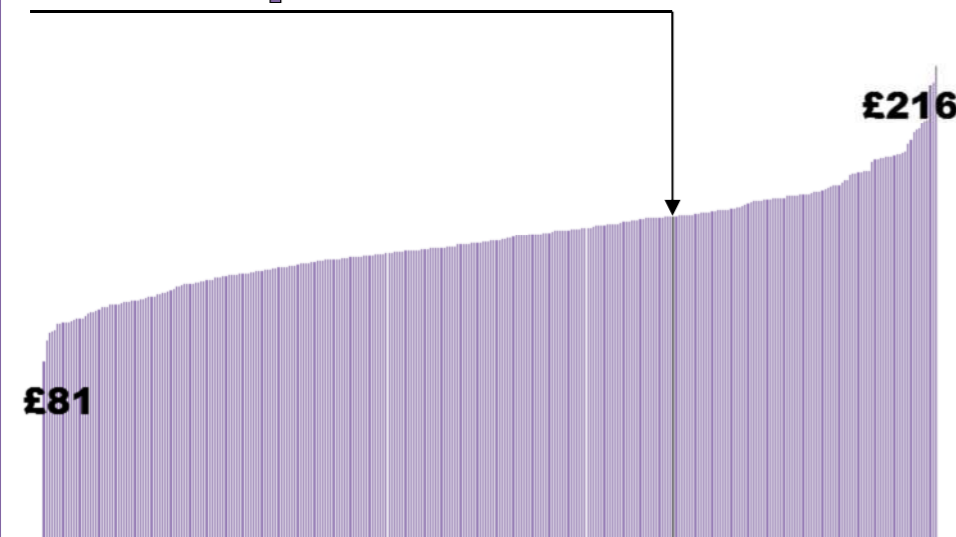
- in the **top worst 20%** of areas



### WIDER ECONOMY: £148/head

Stockton is nationally ranked  
**91<sup>st</sup>** worst per head

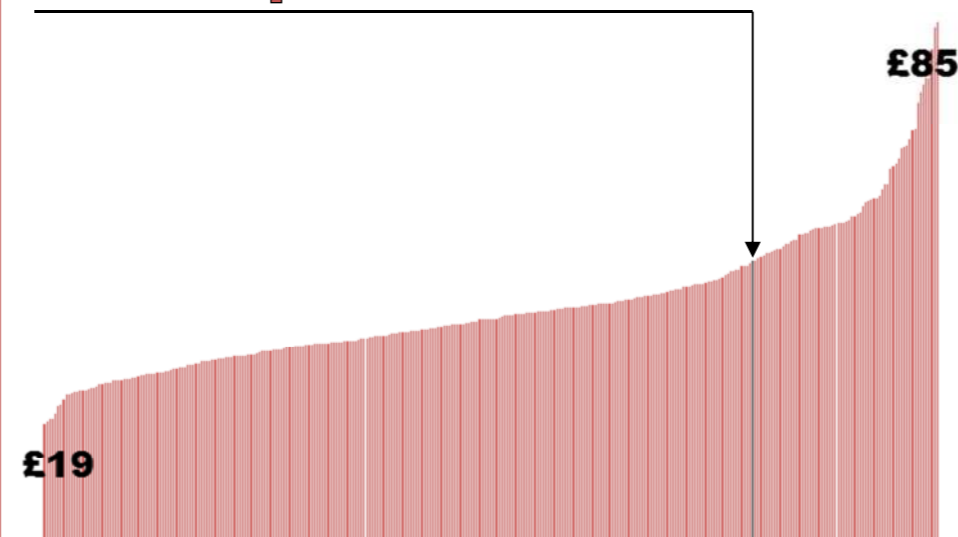
- in the **top worst 30%** of areas



### SOCIAL SERVICES: £46/head

Stockton is nationally ranked  
**65<sup>th</sup>** worst per head

- in the **top worst 20%** of areas



### NOTES:

For further information please contact the Balance Team on [info@balancenortheast.co.uk](mailto:info@balancenortheast.co.uk) or Tel: 0191 3337150

For detailed methodology behind the estimates and further cost breakdowns please see the partner area of the Balance website