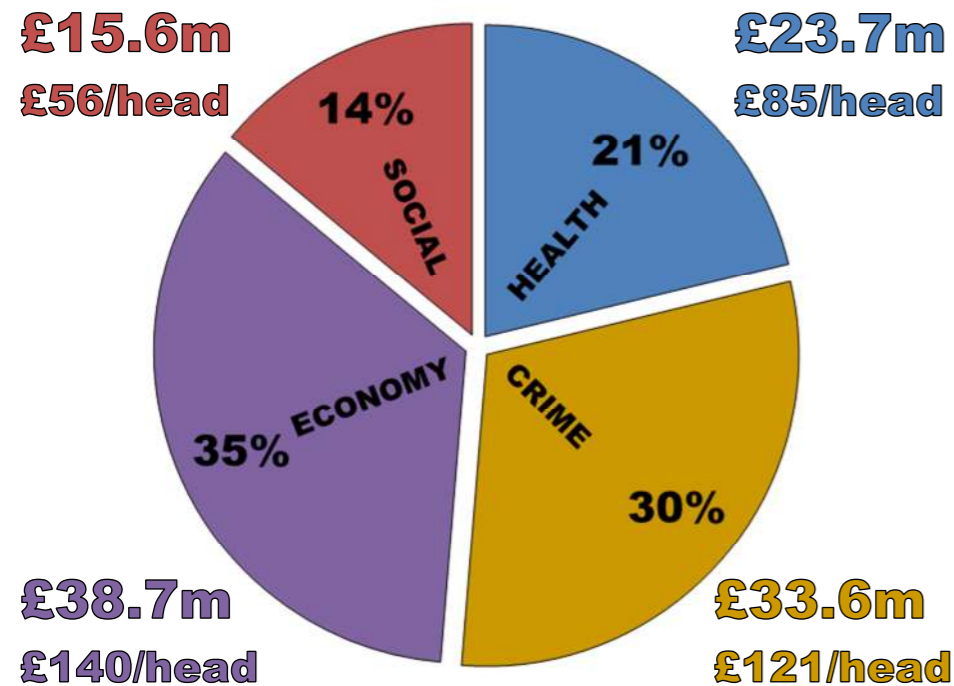


Cost of alcohol harm in SUNDERLAND

In 2015/16 the overall cost was estimated to be: **£111.6m**
= £403 per head of population



OVERALL COST BREAKDOWN:



NHS & HEALTHCARE: £23.7m

Hospital admissions:

- wholly attributable to alcohol
1,835 admissions cost **£3.7m**
- partially attributable to alcohol
4,970 admissions cost **£8.5m**
- all alcohol related admissions
6,805 admissions cost **£12.2m**

CRIME & DISORDER: £33.6m

Anticipation of crime: **£1.5m**

Consequence of crime: **£30.9m**

Response to crime: **£1.2m**

Estimated number of alcohol related crimes in 2015/16: **24,400**

Including reported and unreported crimes:
6,200 for criminal damage
1,900 for violence against the person
15,400 for theft

WIDER ECONOMY: £38.7m

Presenteeism:

(at work but reduced productivity)

68,000 days at a cost of **£7.2m**

Absenteeism:

(not at work due to illness)

55,700 days at a cost of **£5.9m**

101 alcohol related deaths resulted in **1,026** potential years of working life lost with associated costs of **£18.4m**

SOCIAL SERVICES: £15.6m

Local authority budget estimated to be attributable to alcohol:

Children:

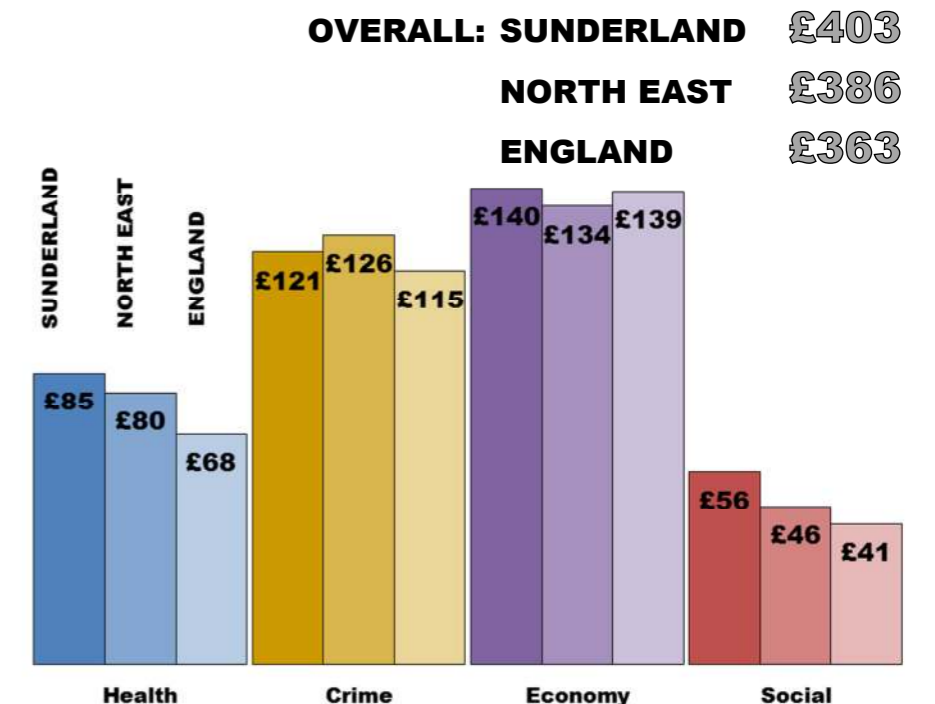
- social services **£12.4m**
- substance misuse services **£123,200**

Adults:

- substance misuse support and alcohol misuse services **£3.1m**

(based on Local Authority returns published by DCLG)

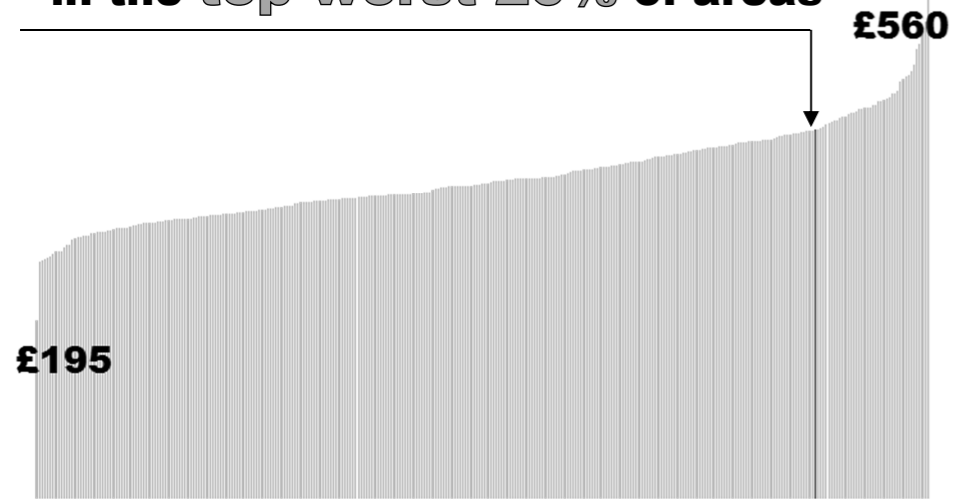
COST PER HEAD:



OVERALL COST: £403/head

Sunderland is nationally ranked
42nd worst per head
(out of 326 areas)

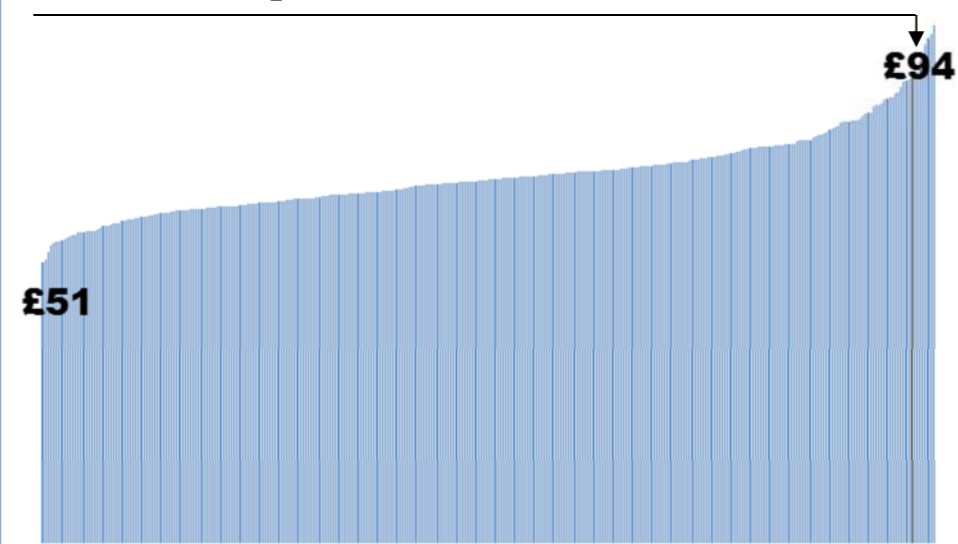
- in the **top worst 20%** of areas



NHS & HEALTHCARE: £85/head

Sunderland is nationally ranked
8th worst per head

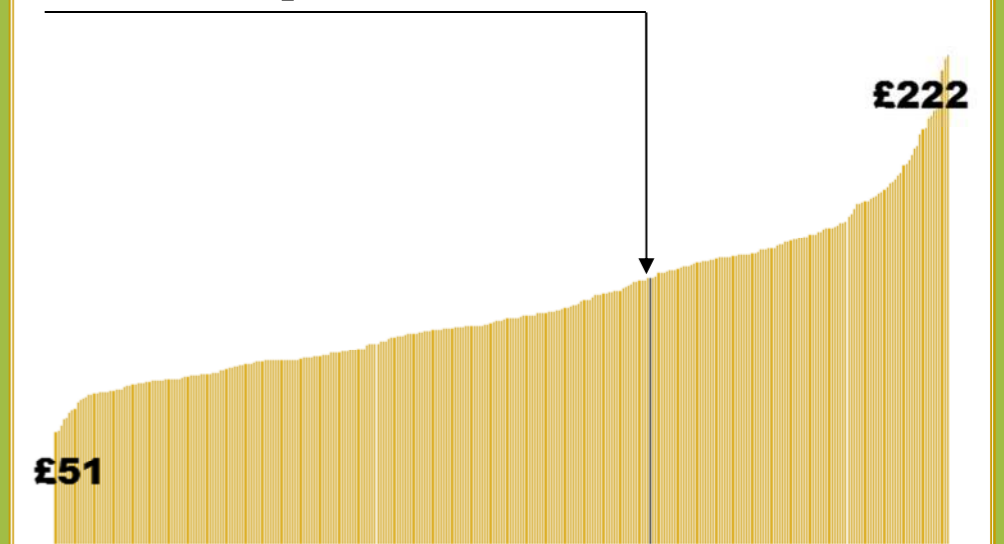
- in the **top worst 10%** of areas



CRIME & DISORDER: £121/head

Sunderland is nationally ranked
108th worst per head

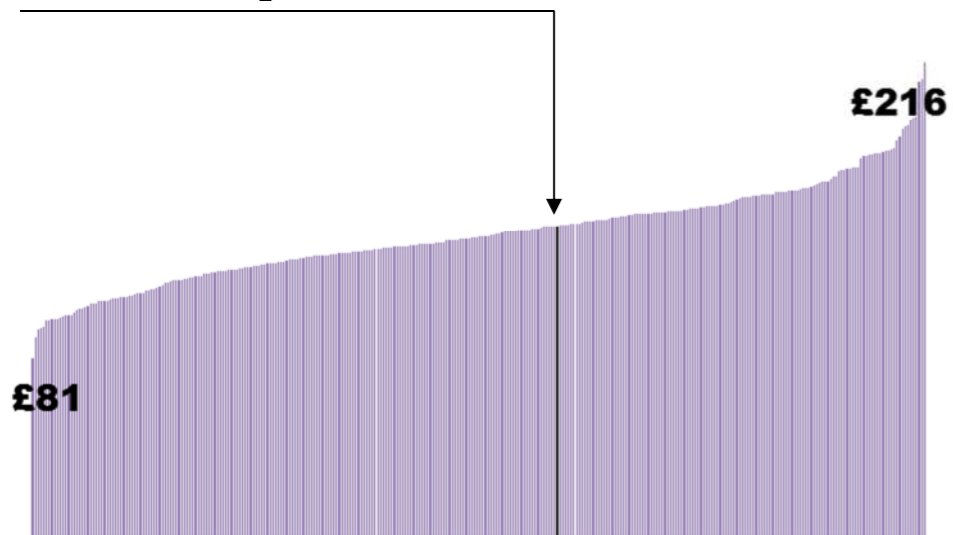
- in the **top worst 40%** of areas



WIDER ECONOMY: £140/head

Sunderland is nationally ranked
143rd worst per head

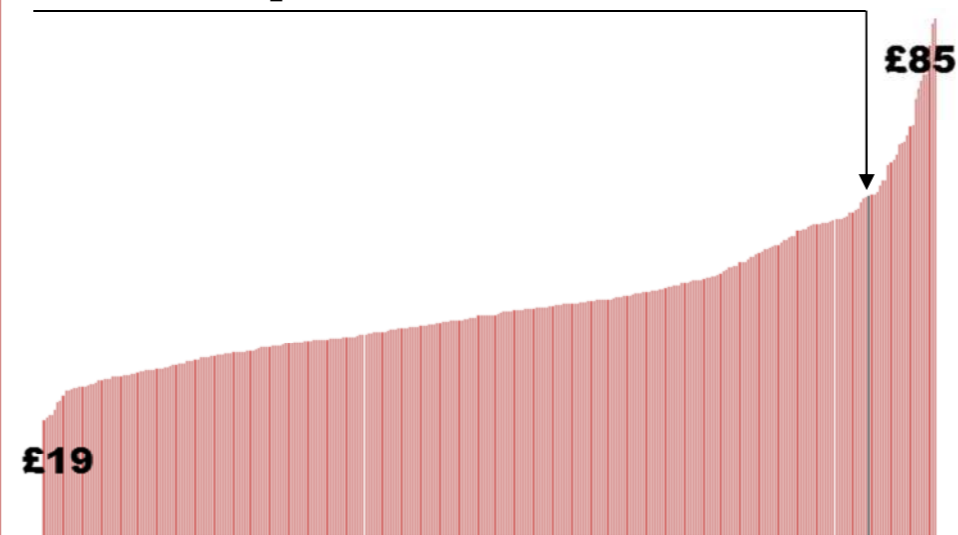
- in the **top worst 50%** of areas



SOCIAL SERVICES: £56/head

Sunderland is nationally ranked
22nd worst per head

- in the **top worst 10%** of areas



NOTES:

For further information please
contact the Balance Team on
info@balancenortheast.co.uk or
Tel: 0191 3337150

For detailed methodology behind
the estimates and further cost
breakdowns please see the
partner area of the Balance
website